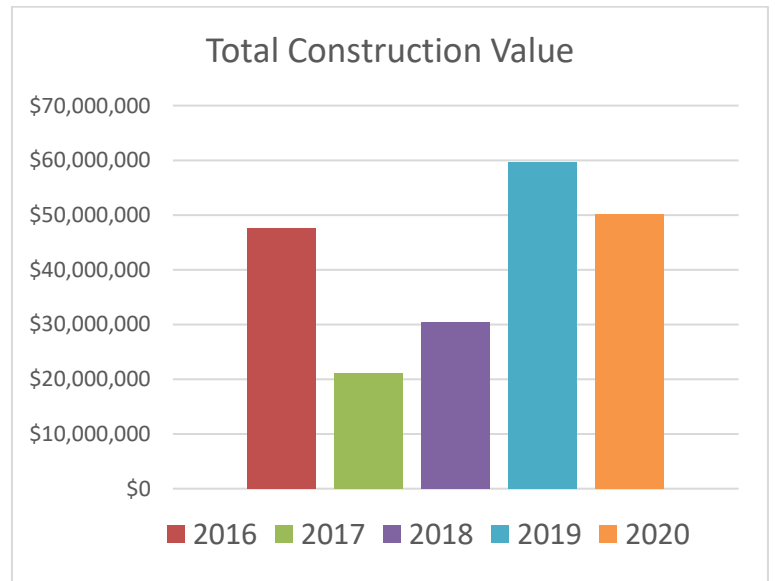
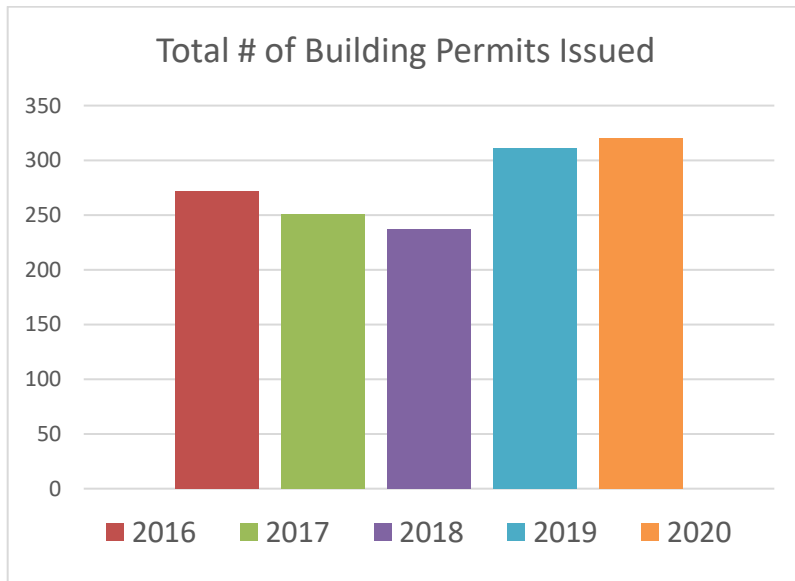


BUILDING INSPECTIONS DASHBOARD

FEB 2021

BUILDING PERMITS	2021 YTD		2020	
	# of Permits	Value	# of Permits	Value
RESIDENTIAL				
SINGLE FAMILY	2	\$415,000	87	\$18,863,123
DUPLEX				
MULTI-FAMILY			10	\$22,183,782
ACCESSORY BLDGS			9	\$65,020
ADDITIONS/ALT'S	9	\$242,563	135	\$1,857,010
HEATING/VENT/A-C			1	\$6,000
ELECTRIC	3	\$5,500	18	\$97,690
PLUMBING			13	\$29,600
MISC	4	\$19,334	23	\$194,537
COMMERCIAL				
NEW CONSTRUCTION				
ADDITIONS/ALTERATIONS	1	\$50,000	18	\$6,508,022
MISC (ELEC, PLBG, HTG)			6	\$344,500
TOTAL:	10	\$732,397	320	\$50,149,284
BUILDING PERMIT FEE REVENUE	19	\$7007	320	\$280,956

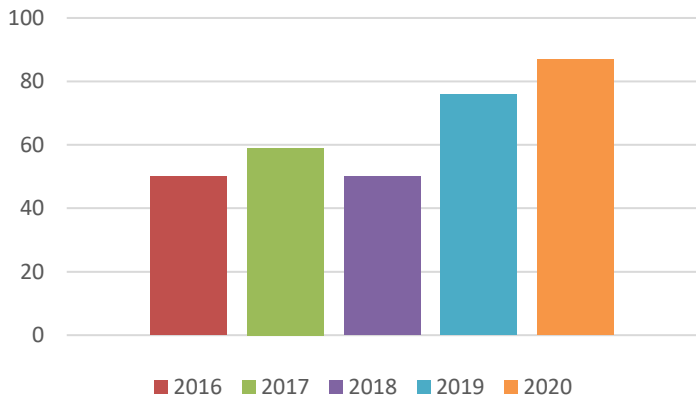
RESIDENTIAL VACANT LOTS	
DATE	# OF VACANT LOTS
FEB 2021	93



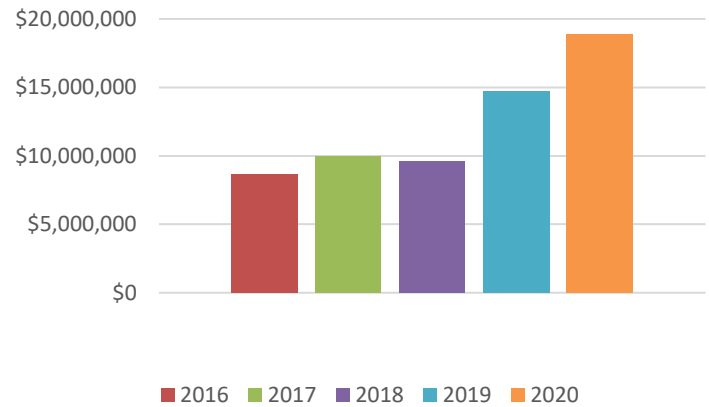
BUILDING INSPECTIONS DASHBOARD

RESIDENTIAL 5 YEAR HISTORY

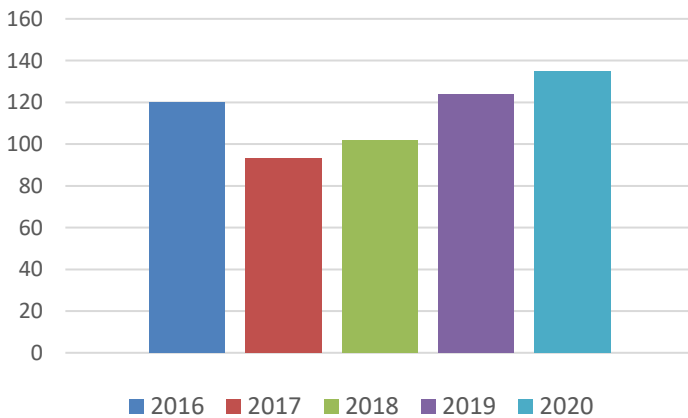
of Single Family New Construction Permits Issued



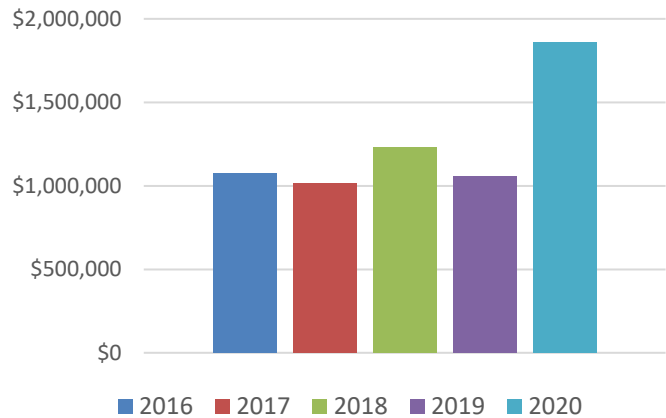
Single Family New Construction Value



of Residential Additions/Alterations Permits Issued



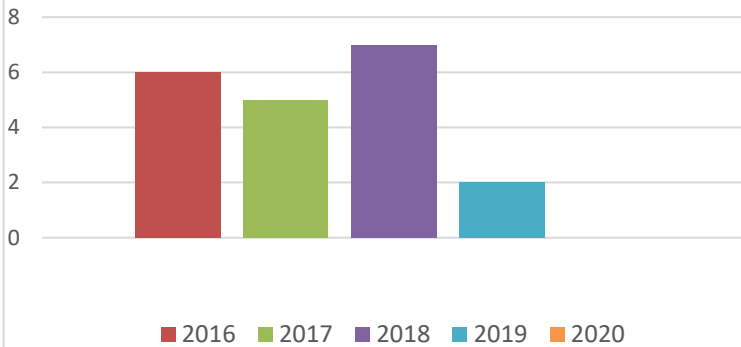
Residential Additions/Alterations Construction Cost



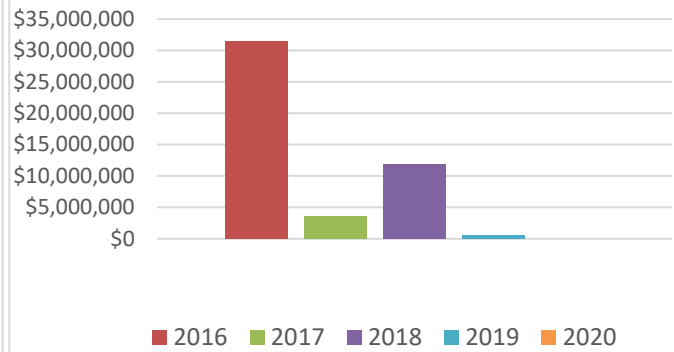
BUILDING INSPECTIONS DASHBOARD

COMMERCIAL 5 YEAR HISTORY

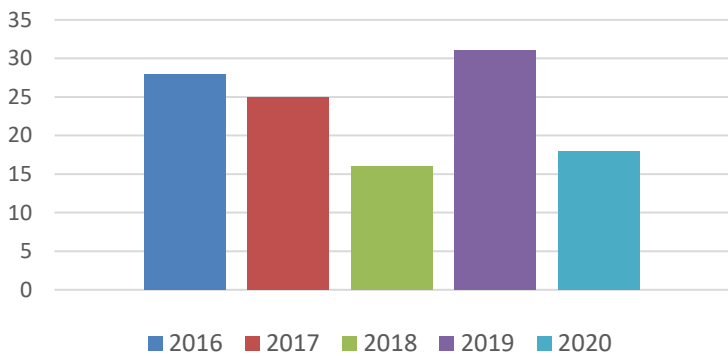
of Commercial/Industrial Permits Issued



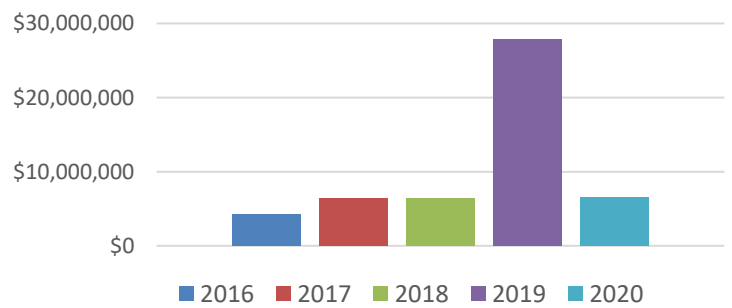
Commercial/Industrial Construction Value*



of Commercial/Industrial Additions/Alterations Permits



Commercial/Industrial - Additions/Alterations Construction Costs



*Tax Exempt properties included in New Construction totals above:

2016 - 1 permit Value \$3,751,200

2017 - 3 permits Value \$3,033,800

2018 - 1 permit Value \$1,639,000