

BUILDING INSPECTIONS DASHBOARD

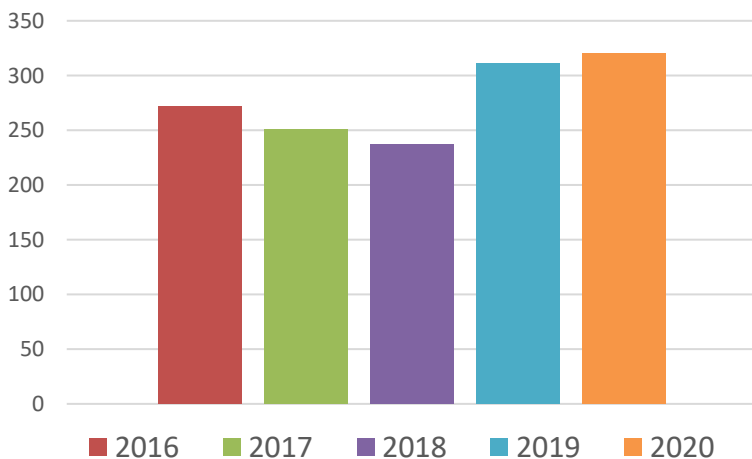
MAR 2021

BUILDING PERMITS	2021 YTD		2020	
	# of Permits	Value	# of Permits	Value
RESIDENTIAL				
SINGLE FAMILY	7	\$1,593,200	87	\$18,863,123
DUPLEX				
MULTI-FAMILY	4	\$2,797,384	10	\$22,183,782
ACCESSORY BLDGS	3	\$1,500	9	\$65,020
ADDITIONS/ALT'S	20	\$399,203	135	\$1,857,010
HEATING/VENT/A-C			1	\$6,000
ELECTRIC	3	\$5,500	18	\$97,690
PLUMBING	2	\$5,000	13	\$29,600
MISC	5	\$31,878	23	\$194,537
RAZE/MOVE				
COMMERCIAL				
NEW CONSTRUCTION				
ADDITIONS/ALTERATIONS	5	\$122,400	18	\$6,508,022
MISC (ELEC, PLBG, HTG)	1	\$24,000	6	\$344,500
RAZE/MOVE	3			
TOTAL:	53	\$4,980,065	320	\$50,149,284
BUILDING PERMIT FEE REVENUE	53	\$33,801	320	\$280,956

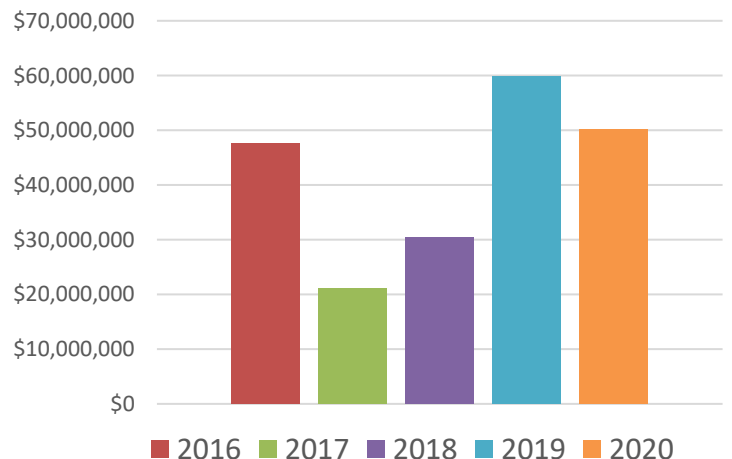
RESIDENTIAL VACANT LOTS

DATE	# OF VACANT LOTS
MAR 2021	88

Total # of Building Permits Issued



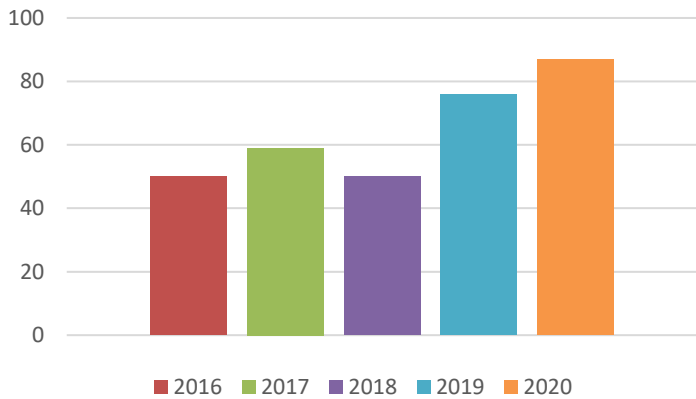
Total Construction Value



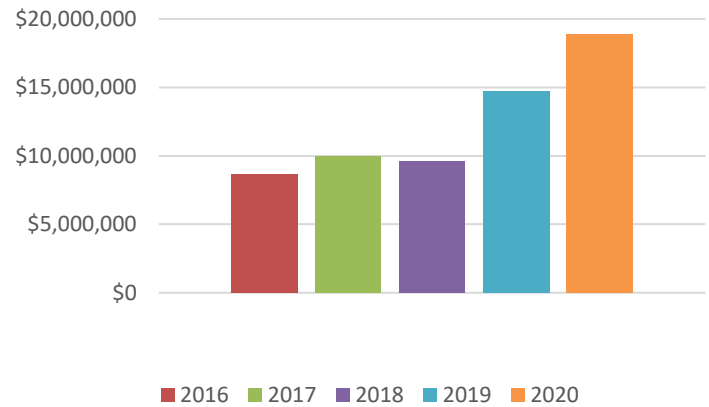
BUILDING INSPECTIONS DASHBOARD

RESIDENTIAL 5 YEAR HISTORY

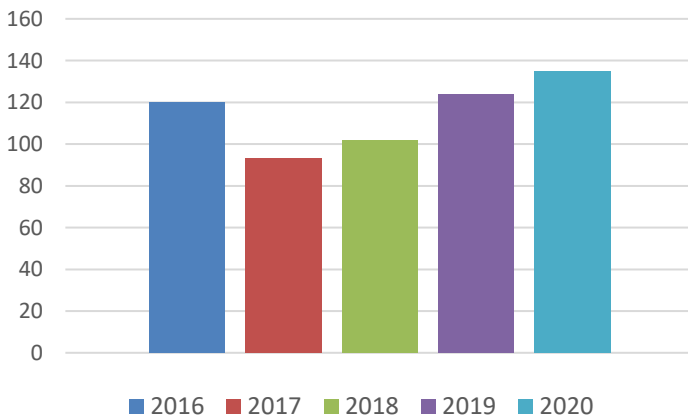
of Single Family New Construction Permits Issued



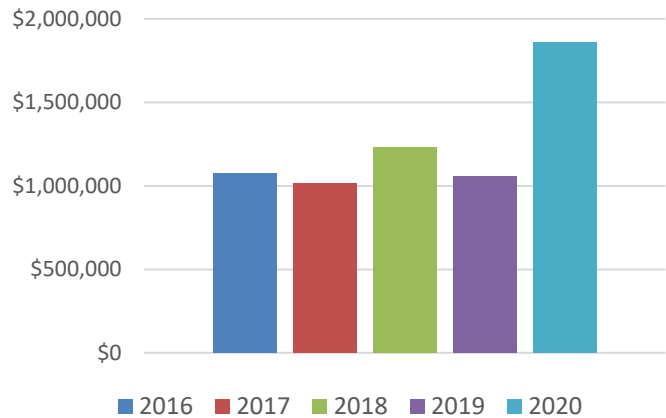
Single Family New Construction Value



of Residential Additions/Alterations Permits Issued



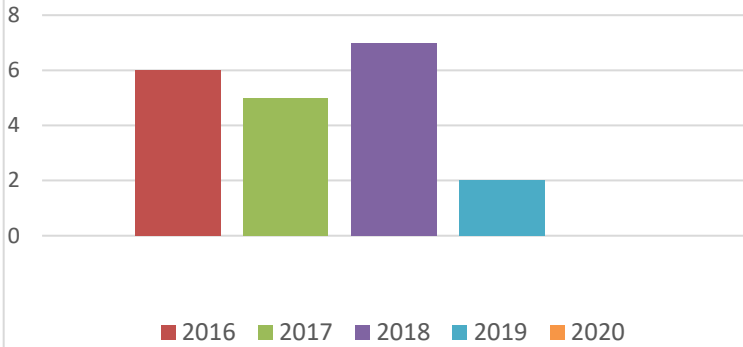
Residential Additions/Alterations Construction Cost



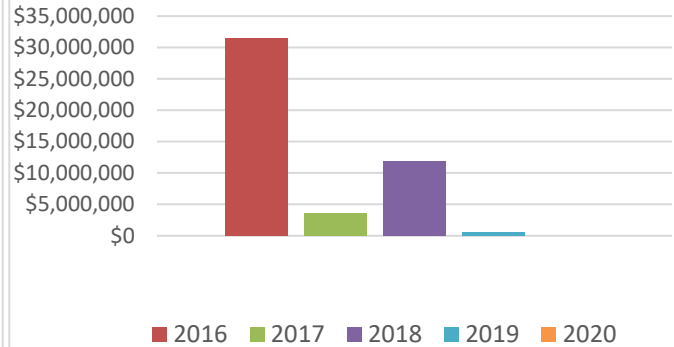
BUILDING INSPECTIONS DASHBOARD

COMMERCIAL 5 YEAR HISTORY

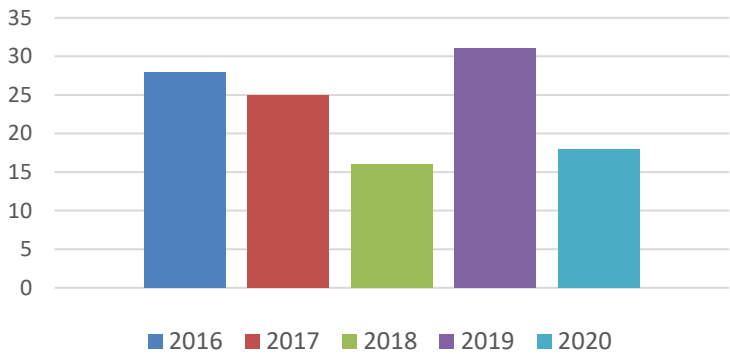
of Commercial/Industrial Permits Issued



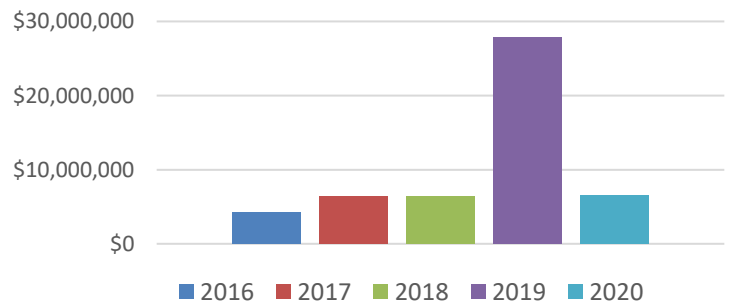
Commercial/Industrial Construction Value*



of Commercial/Industrial Additions/Alterations Permits



Commercial/Industrial - Additions/Alterations Construction Costs



*Tax Exempt properties included in New Construction totals above:

2016 - 1 permit Value \$3,751,200

2017 - 3 permits Value \$3,033,800

2018 - 1 permit Value \$1,639,000