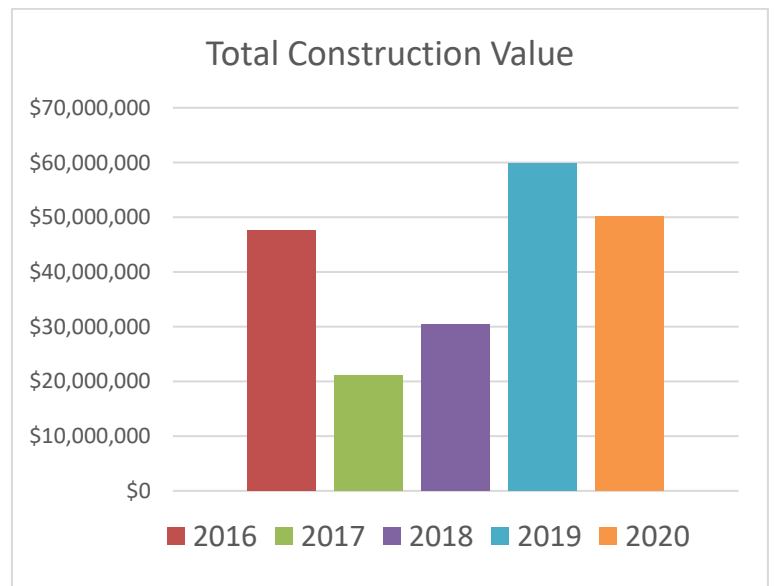
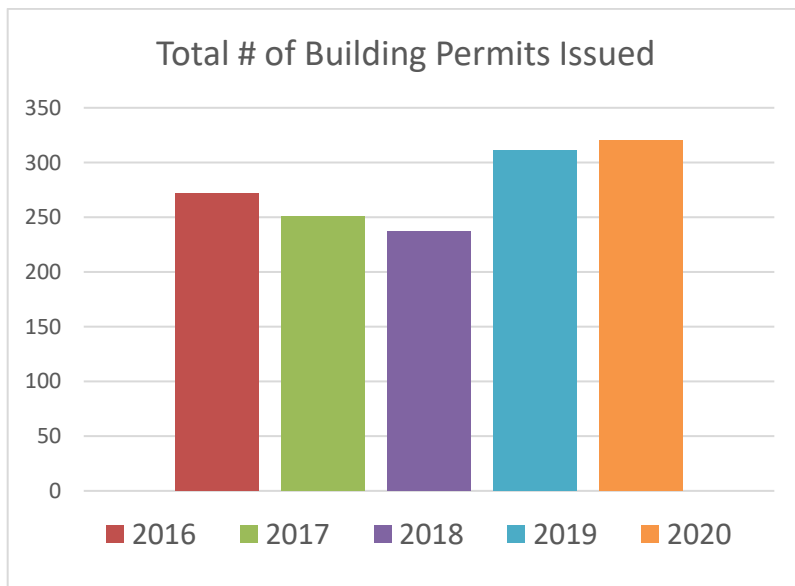


BUILDING INSPECTIONS DASHBOARD

APR 2021

BUILDING PERMITS	2021 YTD		2020	
	# of Permits	Value	# of Permits	Value
RESIDENTIAL				
SINGLE FAMILY	13	\$3,089,047	87	\$18,863,123
DUPLEX				
MULTI-FAMILY	4	\$2,797,384	10	\$22,183,782
ACCESSORY BLDGS	12	\$13,205	9	\$65,020
ADDITIONS/ALT'S	43	\$568,903	135	\$1,857,010
HEATING/VENT/A-C	1	\$5,700	1	\$6,000
ELECTRIC	4	\$21,088	18	\$97,690
PLUMBING	3	\$6,000	13	\$29,600
MISC	7	\$38,028	23	\$194,537
RAZE/MOVE				
COMMERCIAL				
NEW CONSTRUCTION				
ADDITIONS/ALTERATIONS	5	\$122,400	18	\$6,508,022
MISC (ELEC, PLBG, HTG)	1	\$24,000	6	\$344,500
RAZE/MOVE	3			
TOTAL:	96	\$6,685,755	320	\$50,149,284
BUILDING PERMIT FEE REVENUE	96	\$49,798	320	\$280,956

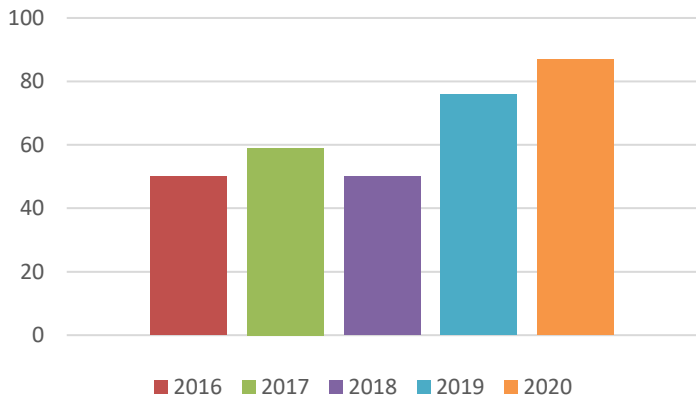
RESIDENTIAL VACANT LOTS	
DATE	# OF VACANT LOTS
APR 2021	82



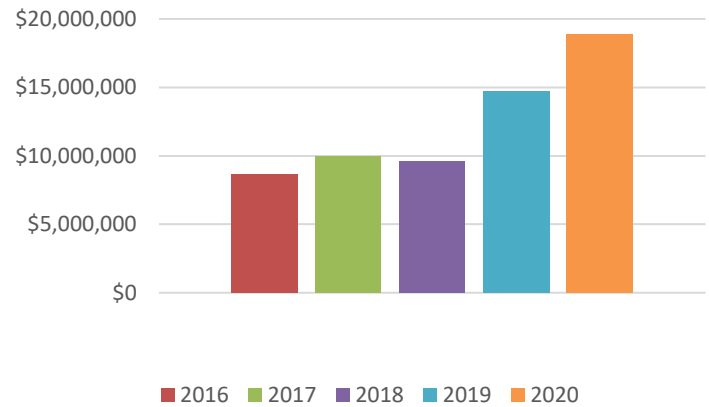
BUILDING INSPECTIONS DASHBOARD

RESIDENTIAL 5 YEAR HISTORY

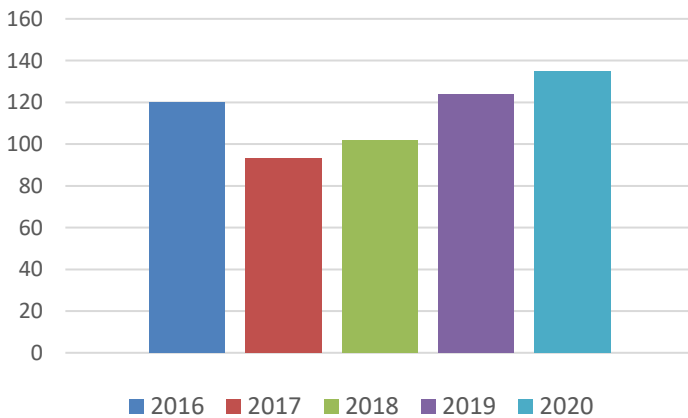
of Single Family New Construction Permits Issued



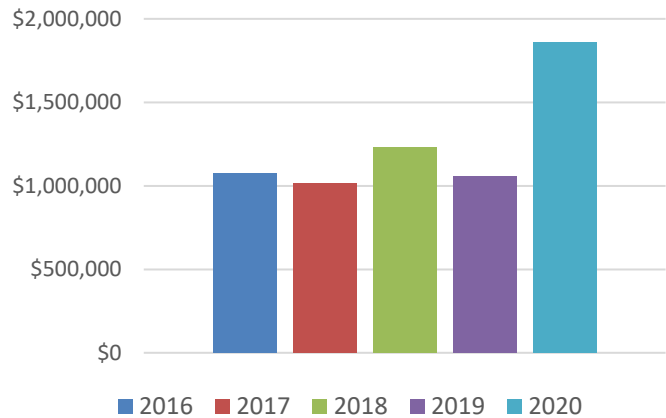
Single Family New Construction Value



of Residential Additions/Alterations Permits Issued



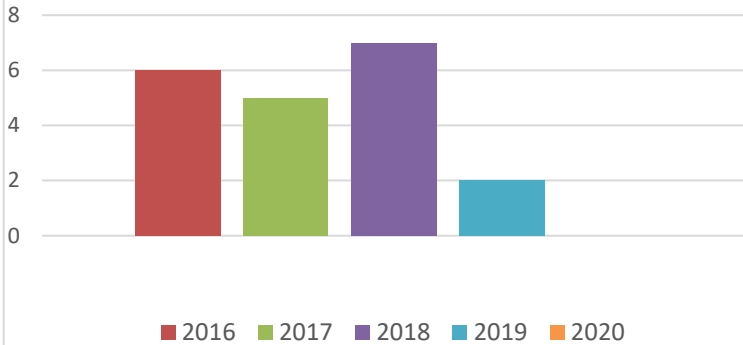
Residential Additions/Alterations Construction Cost



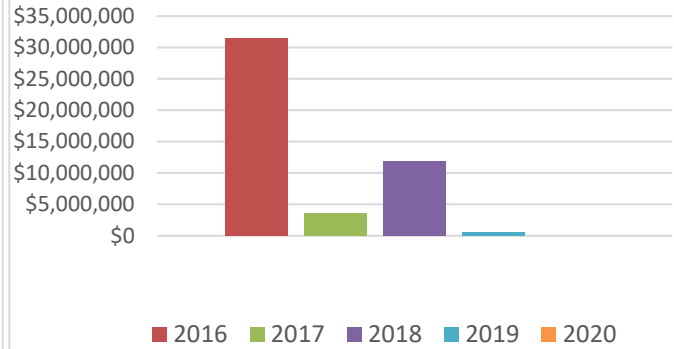
BUILDING INSPECTIONS DASHBOARD

COMMERCIAL 5 YEAR HISTORY

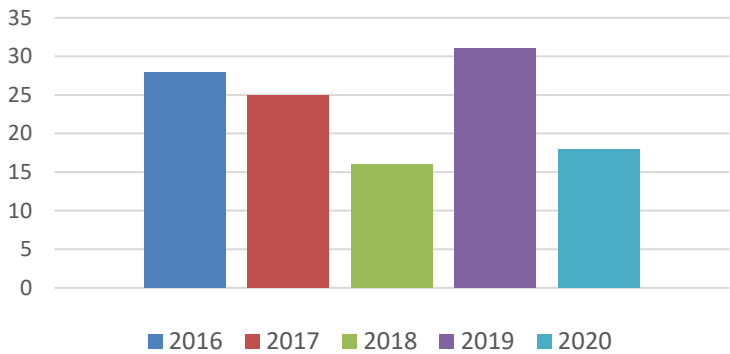
of Commercial/Industrial Permits Issued



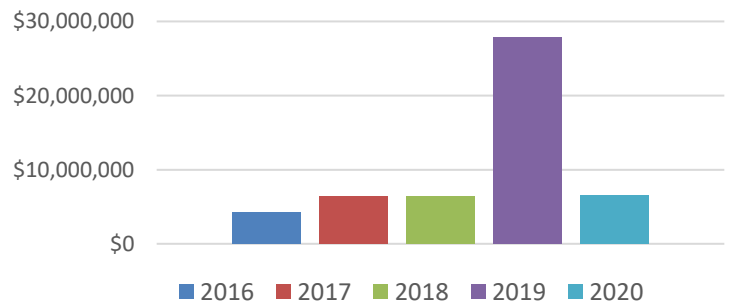
Commercial/Industrial Construction Value*



of Commercial/Industrial Additions/Alterations Permits



Commercial/Industrial - Additions/Alterations Construction Costs



*Tax Exempt properties included in New Construction totals above:

2016 - 1 permit Value \$3,751,200

2017 - 3 permits Value \$3,033,800

2018 - 1 permit Value \$1,639,000