

River Falls Building Activity Dashboard

Through October 30, 2015

Construction Permits: Commercial and 1-2 Family Residential Units

<i>Building Activity Type</i>	<i>Oct. 2015 Total # of Permits</i>	<i>Oct. 2015 Monthly Permit Values</i>	<i>2015 YTD Total # of Permits</i>	<i>2015 YTD Permit Value</i>	<i>5-yr. Annual Average</i>
Single Family	4	\$743,000	48	\$7,992,200	\$6,126,014
Duplex	0	\$0	0	\$0	\$157,240
Multi-family	0	\$0	2	\$800,000	\$1,688,600
1-2 Family Additions/Alt's	5	\$28,858	96	\$931,809	\$653,721
TOTAL	9	\$771,858	146	\$9,724,009	\$8,625,575


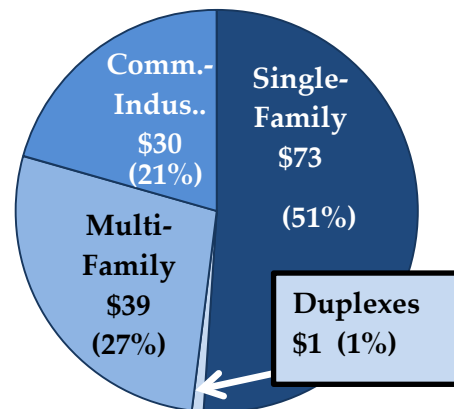
Comm.-Ind. Construction Permits: Non-Residential

<i>Building Activity Type</i>	<i>Oct. 2015 Total # of Permits</i>	<i>Oct. 2015 Monthly Permit Value</i>	<i>2015 YTD Total # of Permits</i>	<i>2015 YTD Permit Value</i>	<i>5-yr. Annual Average</i>
New Commercial/Industrial	0	\$0	2	\$1,317,381	\$ 1,396,084
Comm. Additions/Alt's	2	\$1,560,000	27	\$2,754,746	\$ 5,132,810
TOTAL	2	\$1,560,000	29	\$4,072,127	\$ 6,528,894

New Const. Overview 2005 – 2014

<i>New Construction Type</i>	<i>Number of Permits</i>	<i>Permit Value</i>
Single Family	476	\$ 73,414,494
Duplex	7	\$ 1,351,200
Multi-family	44	\$ 39,413,763
Comm/Industrial	25	\$ 29,610,422
TOTAL	552	\$ 143,789,879

2005-2014 Value of New Const. Activity (In millions of \$)



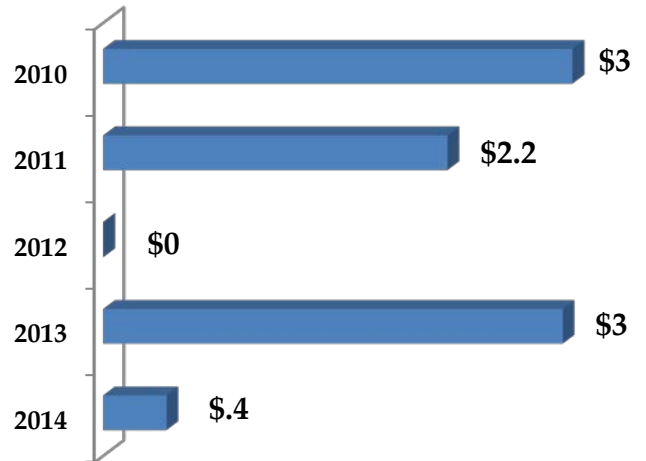
River Falls Building Activity Dashboard

Value of New Single-Family Residential Permits
(In millions of \$)



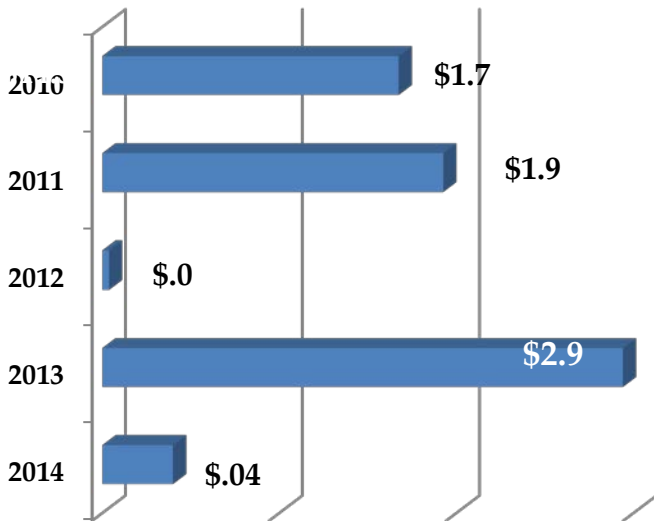
5-yr Annual Average \$6,126,014

Value of New Multi-family Residential Permits
(In millions of \$)



5-yr Annual Average \$1,688,600

Value of New Comm.- Indus. Const.
(In millions of \$)



5-yr Annual Average \$1,396,084

5-Year Annualized Value of Total New Construction Permits

Years	Residential Construction Yearly Avg.	Industrial Construction Yearly Avg.
2006 – 2010	\$12,395,077	\$4,933,000
2007 – 2011	\$ 9,512,044	\$4,768,180
2008 – 2012	\$ 6,981,915	\$3,368,685
2009 – 2013	\$7,566,492	\$1,366,084
2010 – 2014	\$7,966,054	\$1,396,084

For more information please contact: Dave Hovel – Building Inspector
(715) 426-3426 or dhovel@rfcity.org

