

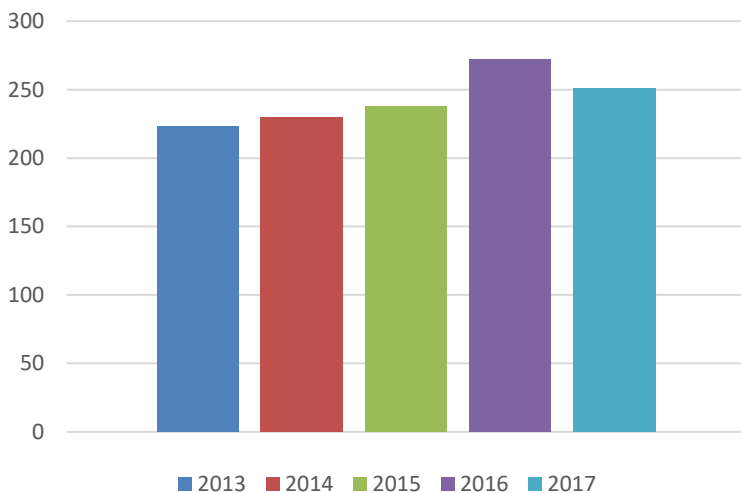
# BUILDING INSPECTIONS DASHBOARD

FEBRUARY 2018

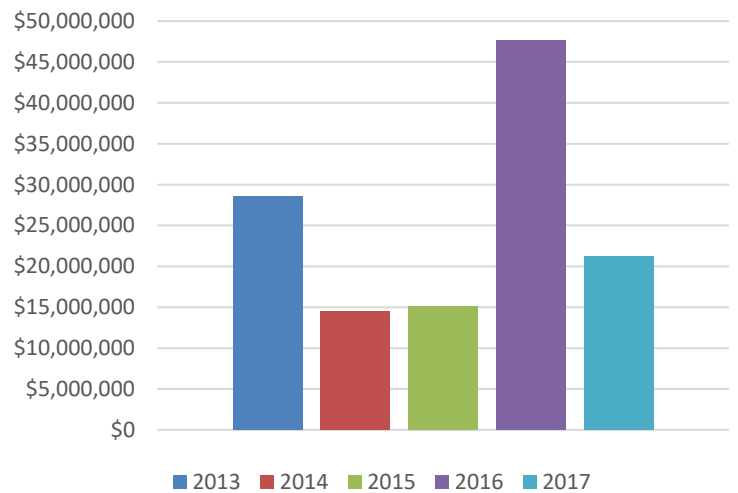
BUILDING PERMITS	2018 YTD		2017	
Permit Type	# of Permits	Value	# of Permits	Value
<b>RESIDENTIAL</b>				
SINGLE FAMILY	5	\$1,195,000.00	59	\$9,957,790
DUPLEX	0	\$0	0	\$0
MULTI-FAMILY	1	\$795,000	0	\$0
ACCESSORY BLDGS	0	\$0	6	\$65,000
ADDITIONS/ALT'S	8	\$99,000	93	\$1,012,715
HEATING/VENT/A-C	1	\$3,500	1	\$3,636
ELECTRIC	3	\$5,100	20	\$41,977
PLUMBING	0	\$0	9	\$17,146
MISC	0	\$0	24	\$88,725
<b>COMMERCIAL</b>				
NEW CONSTRUCTION	0	\$0	5	\$3,535,704
ADDITIONS/ALTERATIONS	1	\$115,000	25	\$6,370,207
MISC (ELEC, PLBG, HTG)	0	\$0	9	\$92,700
<b>TOTAL:</b>	<b>19</b>	<b>\$2,212,600</b>	<b>251</b>	<b>\$21,185,600</b>
BUILDING PERMIT FEE REVENUE	19	\$12,974	251	\$145,055

RESIDENTIAL VACANT LOTS	
DATE	# OF VACANT LOTS
February 2018	138

Total # of Permits Issued



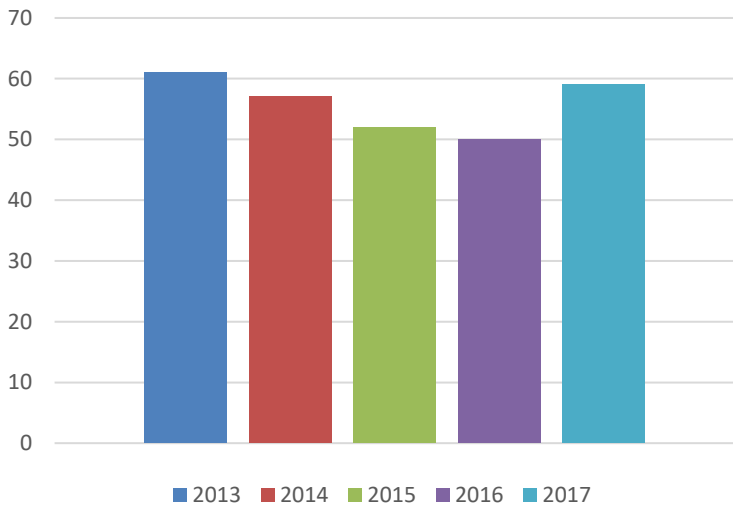
Total Construction Costs



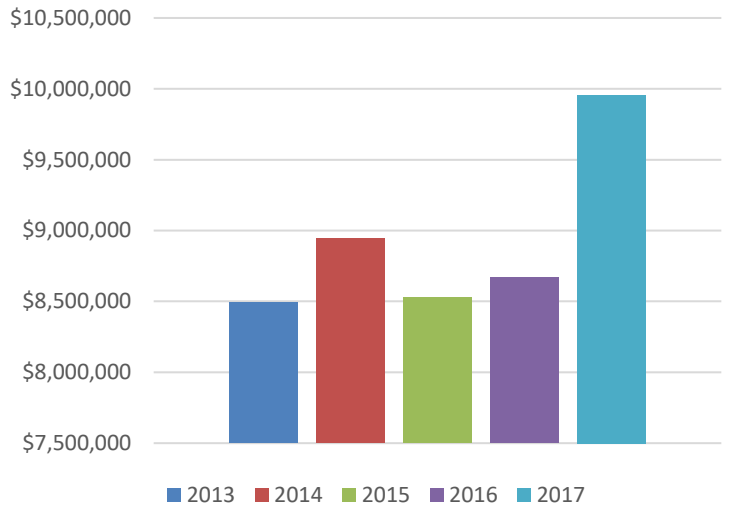
# BUILDING INSPECTIONS DASHBOARD

## RESIDENTIAL 5 YEAR HISTORY

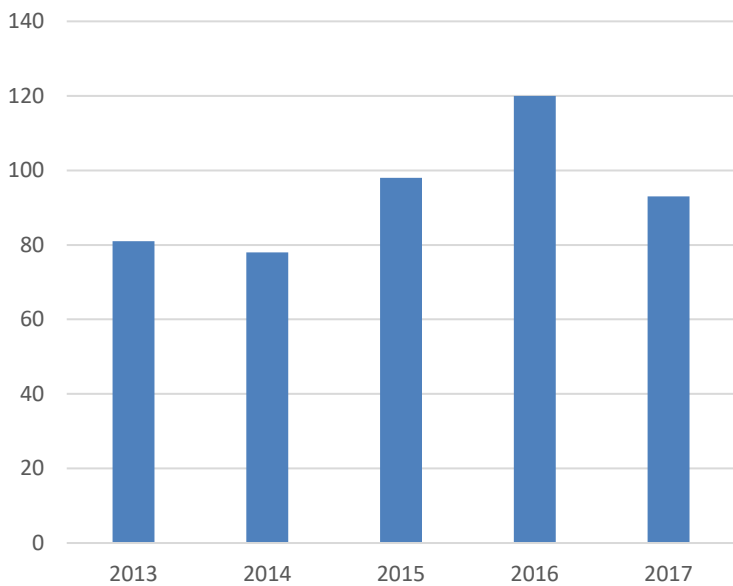
### # of Single Family New Construction Permits



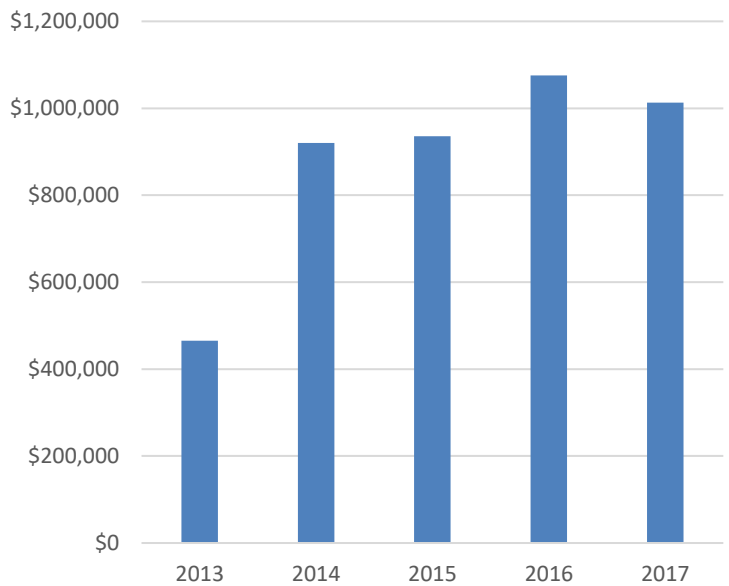
### Single Family New Construction Costs



### # of Residential Additions & Alterations Permits



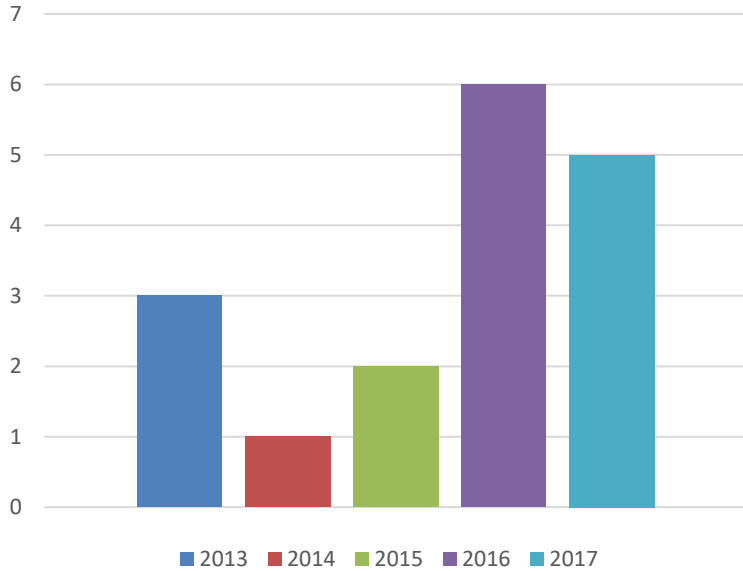
### Residential Additions & Alterations Construction Costs



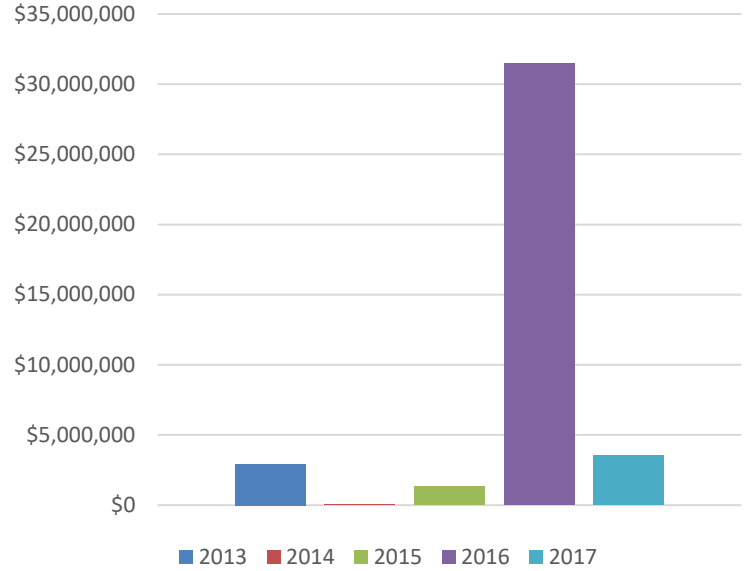
# BUILDING INSPECTIONS DASHBOARD

## COMMERCIAL 5 YEAR HISTORY

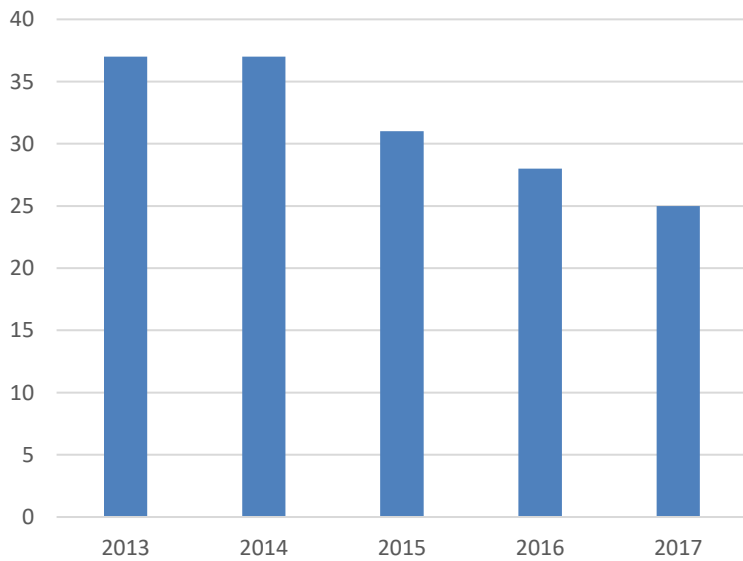
### # of Commercial/Industrial New Construction Permits\*



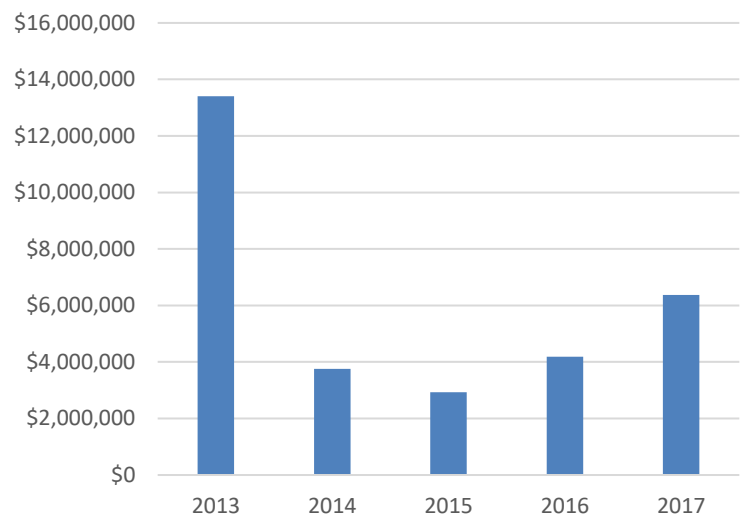
### Commercial/Industrial New Construction Costs\*



### # of Commercial/Industrial Additions & Alterations Permits



### Commercial/Industrial Additions & Alterations Construction Costs



\*Tax Exempt properties included in New Construction totals above:

2016 - 1 permit Value \$3,751,200

2017 - 3 permits Value \$3,033,800