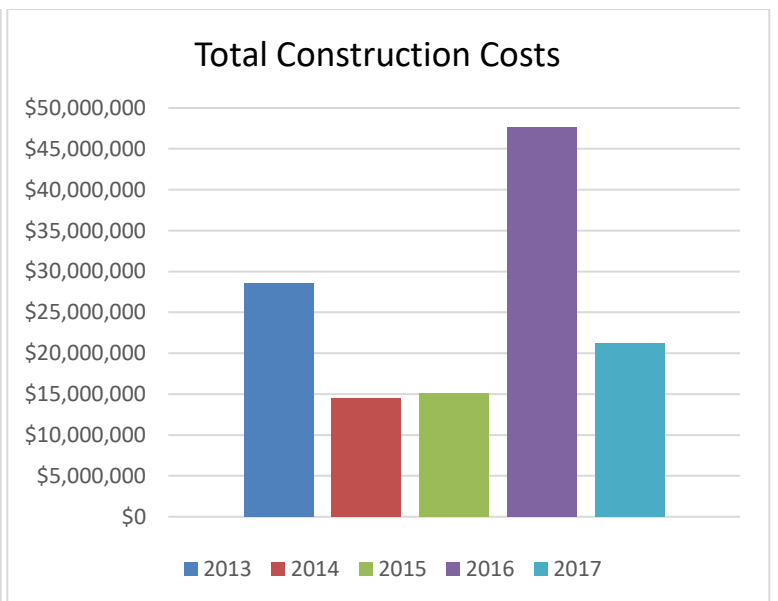
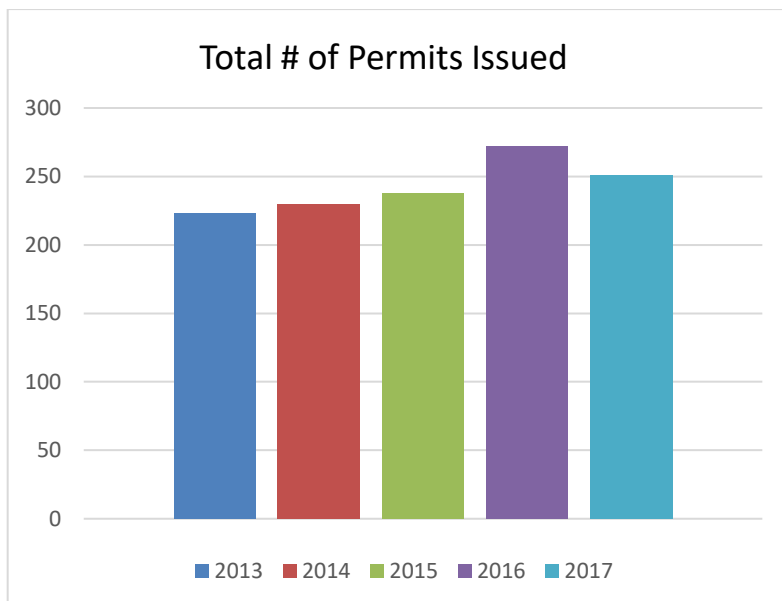


# BUILDING INSPECTIONS DASHBOARD

DECEMBER 2017

BUILDING PERMITS	2017 YTD		2016	
Permit Type	# of Permits	Value	# of Permits	Value
<b>RESIDENTIAL</b>				
SINGLE FAMILY	59	\$9,957,790	50	\$8,667,888
DUPLEX	0	\$0	1	\$160,000
MULTI-FAMILY	0	\$0	2	\$800,000
ACCESSORY BLDGS	6	\$65,000	7	\$29,984
ADDITIONS/ALT'S	93	\$1,012,715	120	\$1,075,903
HEATING/VENT/A-C	1	\$3,636	0	\$0
ELECTRIC	20	\$41,977	23	\$32,050
PLUMBING	9	\$17,146	2	\$4,200
MISC	20	\$79,450	14	\$98,900
<b>COMMERCIAL</b>				
NEW CONSTRUCTION	5	\$3,535,704	6	\$31,488,311
ADDITIONS/ALTERATIONS	25	\$6,370,207	28	\$4,189,035
MISC (ELEC, PLBG, HTG)	9	\$92,700	10	\$167,450
BUILDING PERMIT FEE REVENUE	251	\$145,055	272	\$180,739

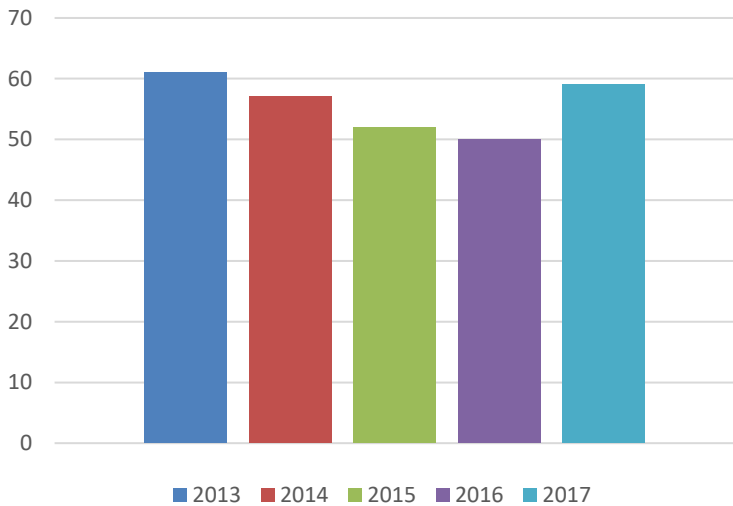
RESIDENTIAL VACANT LOTS	
DATE	# OF VACANT LOTS
December-17	143



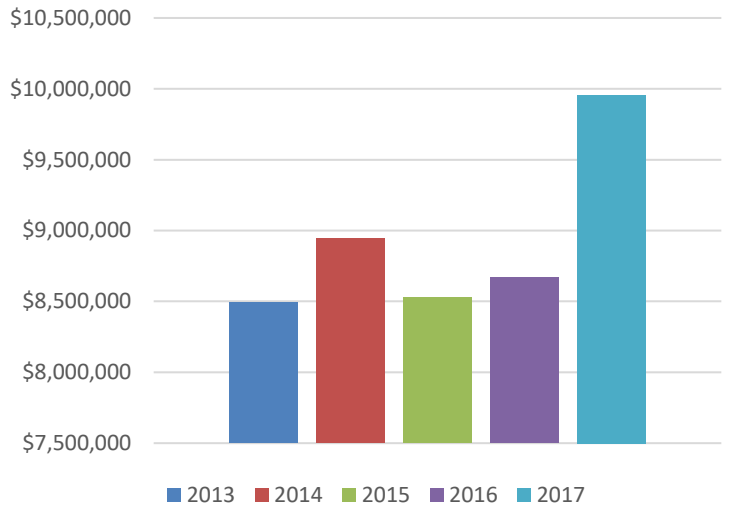
# BUILDING INSPECTIONS DASHBOARD

## RESIDENTIAL 5 YEAR HISTORY

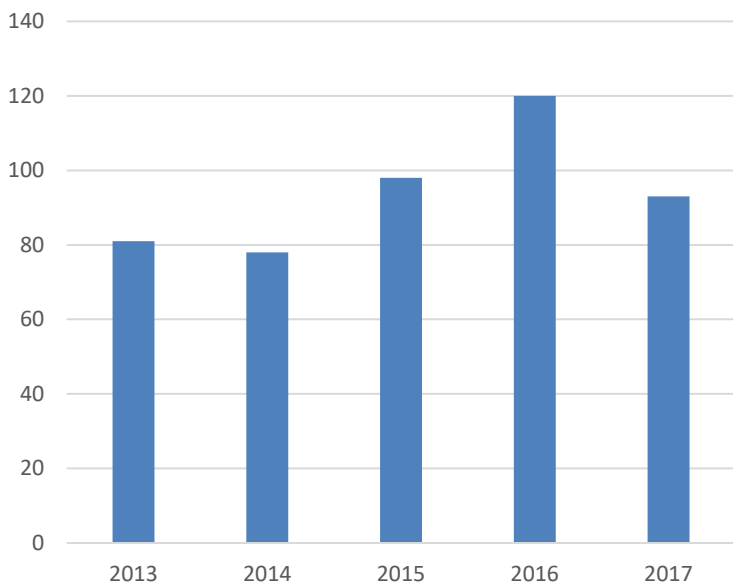
### # of Single Family New Construction Permits



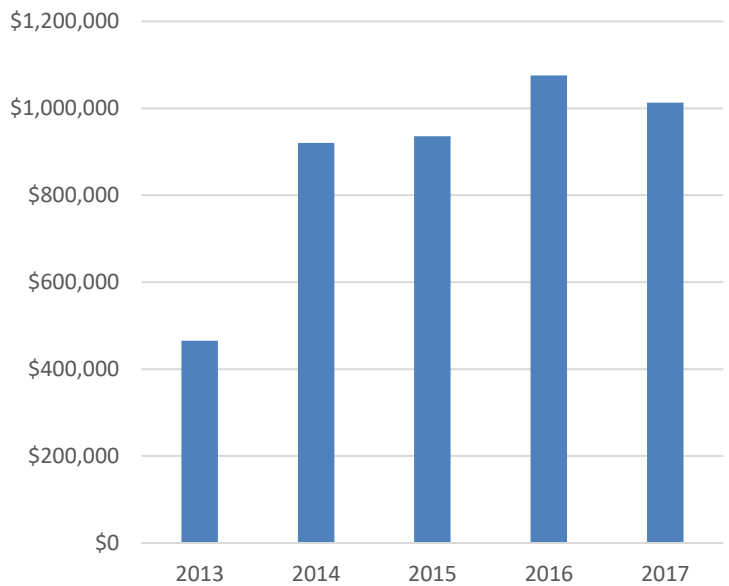
### Single Family New Construction Costs



### # of Residential Additions & Alterations Permits



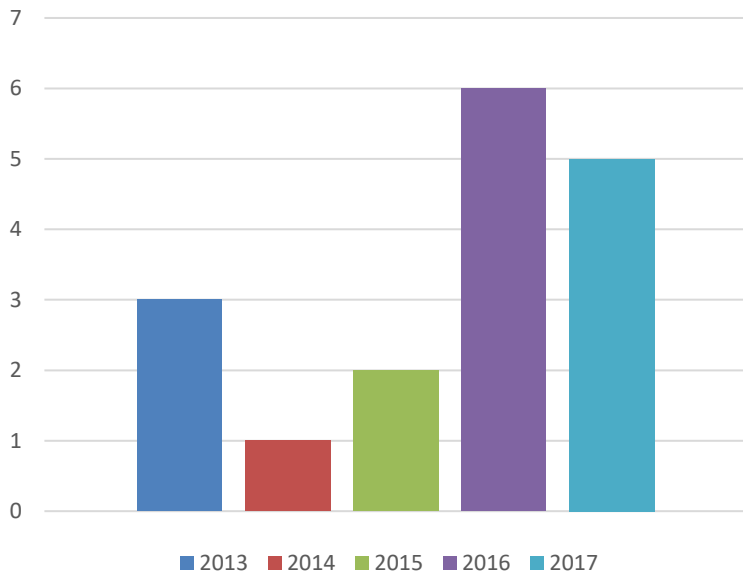
### Residential Additions & Alterations Construction Costs



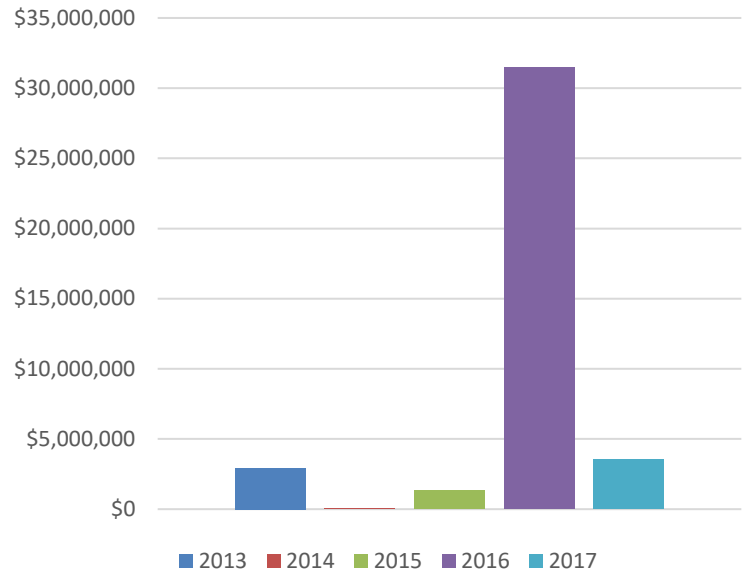
# BUILDING INSPECTIONS DASHBOARD

## COMMERCIAL 5 YEAR HISTORY

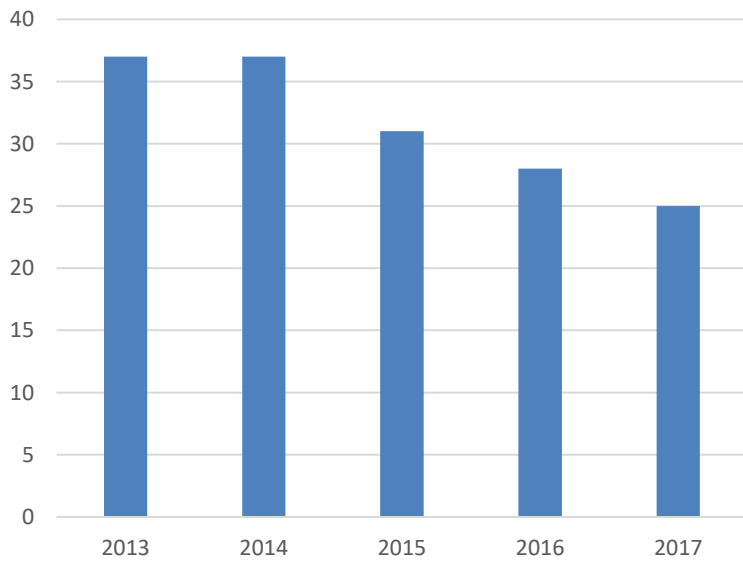
### # of Commercial/Industrial New Construction Permits\*



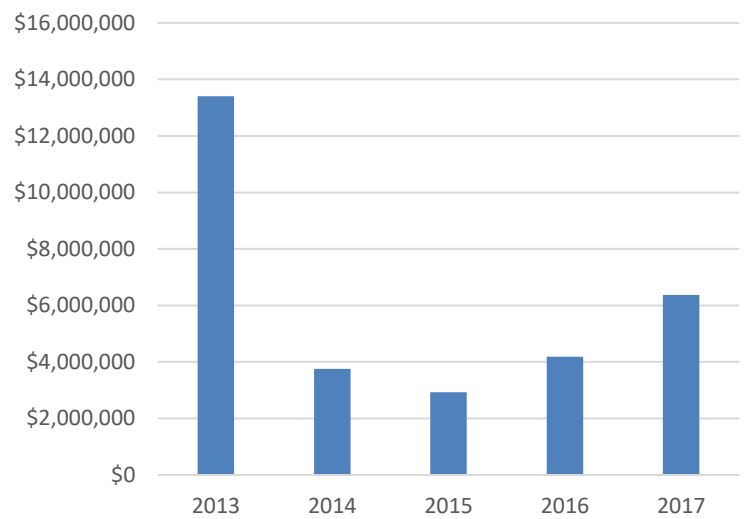
### Commercial/Industrial New Construction Costs\*



### # of Commercial/Industrial Additions & Alterations Permits



### Commercial/Industrial Additions & Alterations Construction Costs



\*Tax Exempt properties included in New Construction totals above:

2016 - 1 permit Value \$3,751,200

2017 - 3 permits Value \$3,033,800

# BUILDING INSPECTIONS DASHBOARD

## COMMERCIAL 5 YEAR HISTORY