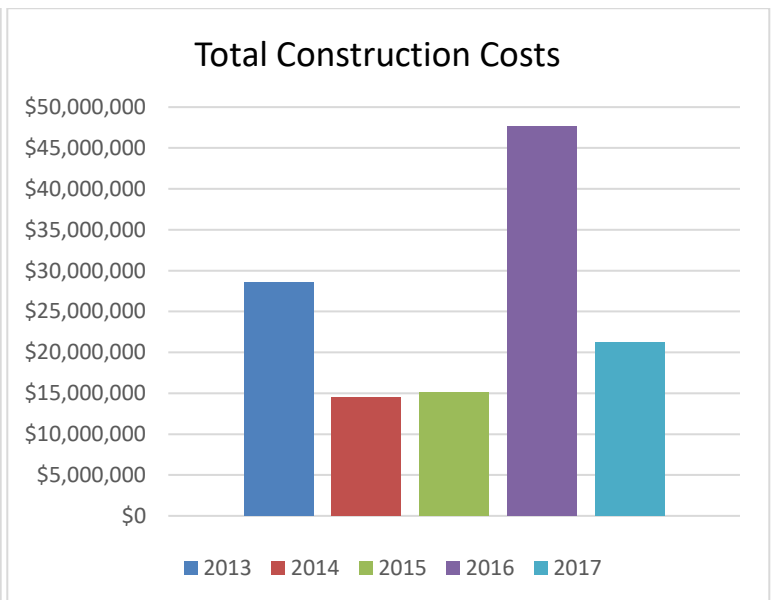
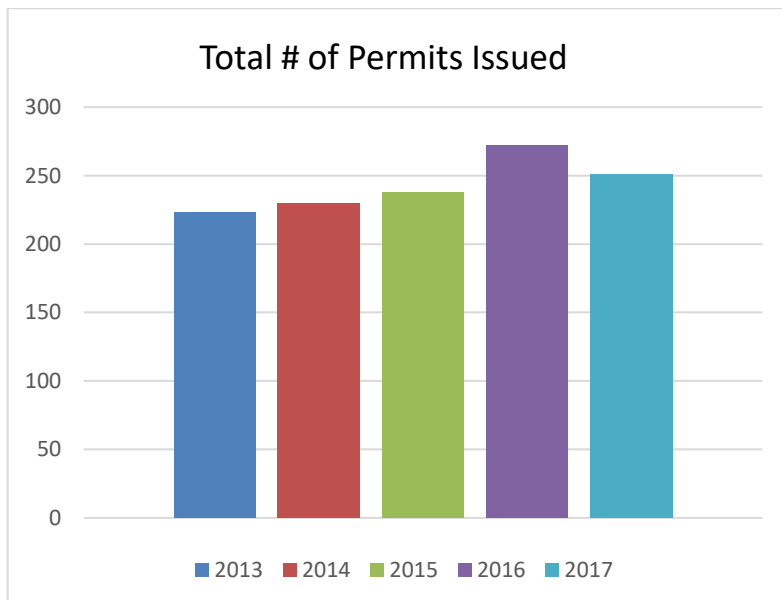


BUILDING INSPECTIONS DASHBOARD

JUNE 2018

BUILDING PERMITS	2018 YTD		2017	
Permit Type	# of Permits	Value	# of Permits	Value
RESIDENTIAL				
SINGLE FAMILY	22	\$4,530,000	59	\$9,957,790
DUPLEX	0	\$0	0	\$0
MULTI-FAMILY	1	\$795,000	0	\$0
ACCESSORY BLDGS	2	\$16,000	6	\$65,000
ADDITIONS/ALT'S	55	\$659,263	93	\$1,012,715
HEATING/VENT/A-C	2	\$10,401	1	\$3,636
ELECTRIC	10	\$27,339	20	\$41,977
PLUMBING	2	\$2,785	9	\$17,146
MISC	6	\$23,000	24	\$88,725
COMMERCIAL				
NEW CONSTRUCTION	4	\$4,235,651	5	\$3,535,704
ADDITIONS/ALTERATIONS	8	\$4,738,761	25	\$6,370,207
MISC (ELEC, PLBG, HTG)	5	\$65,555	9	\$92,700
TOTAL:	117	\$15,103,755	251	\$21,185,600
BUILDING PERMIT FEE REVENUE	117	\$89,327	251	\$145,055

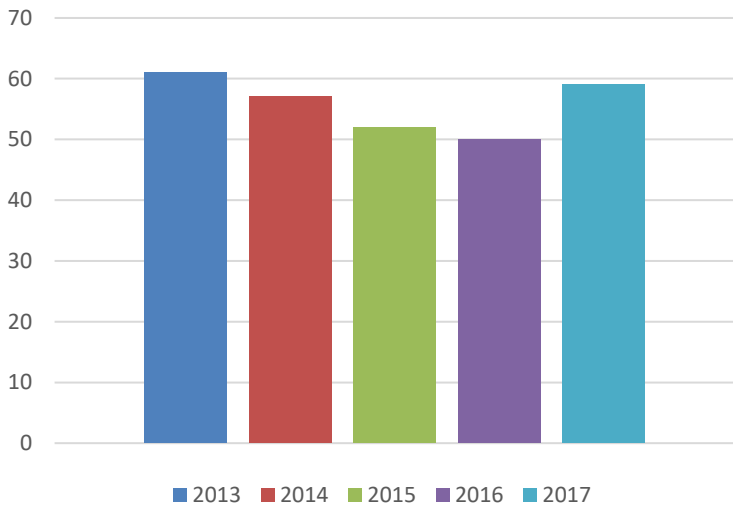
RESIDENTIAL VACANT LOTS	
DATE	# OF VACANT LOTS
JUNE 2018	121



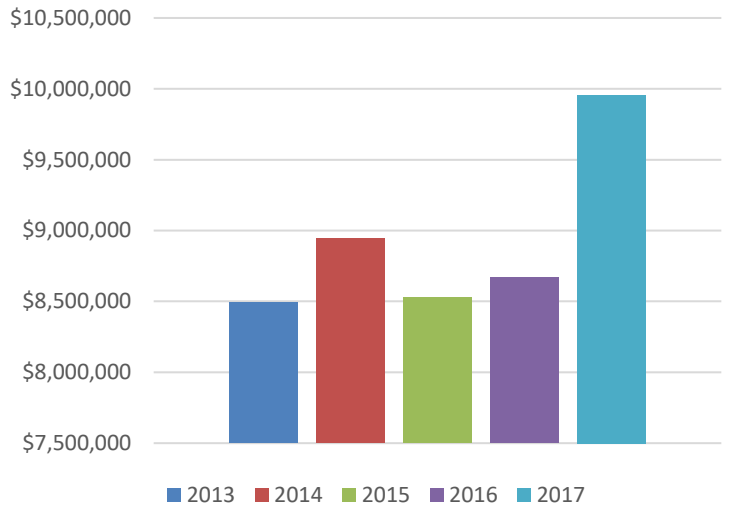
BUILDING INSPECTIONS DASHBOARD

RESIDENTIAL 5 YEAR HISTORY

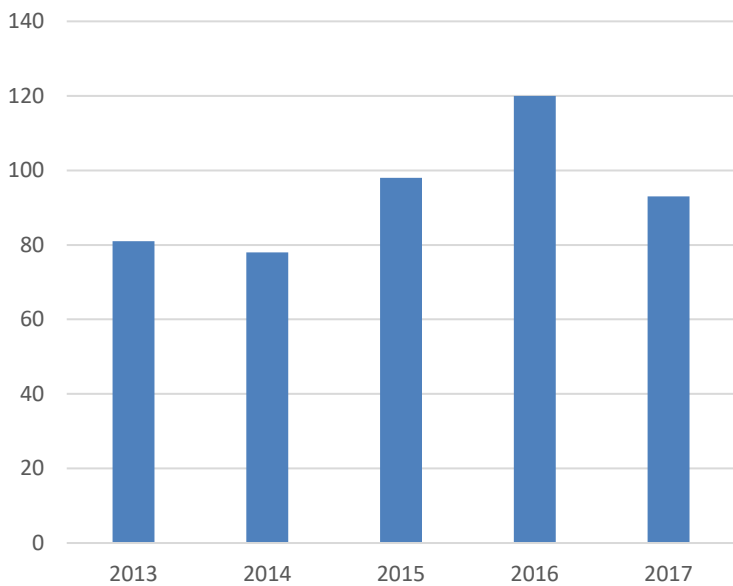
of Single Family New Construction Permits



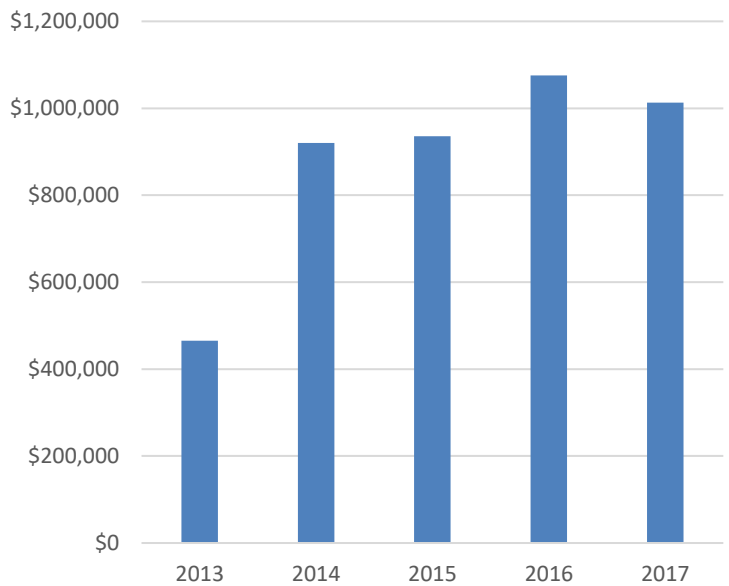
Single Family New Construction Value



of Residential Additions & Alterations Permits



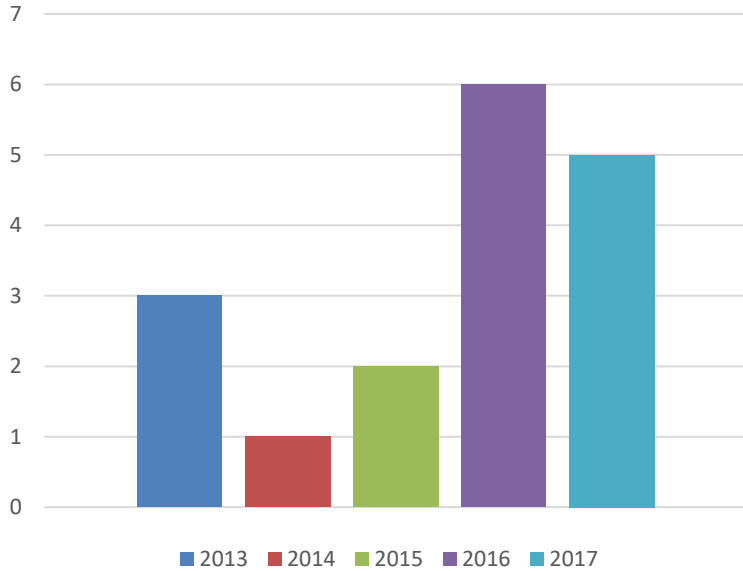
Residential Additions & Alterations Construction Value



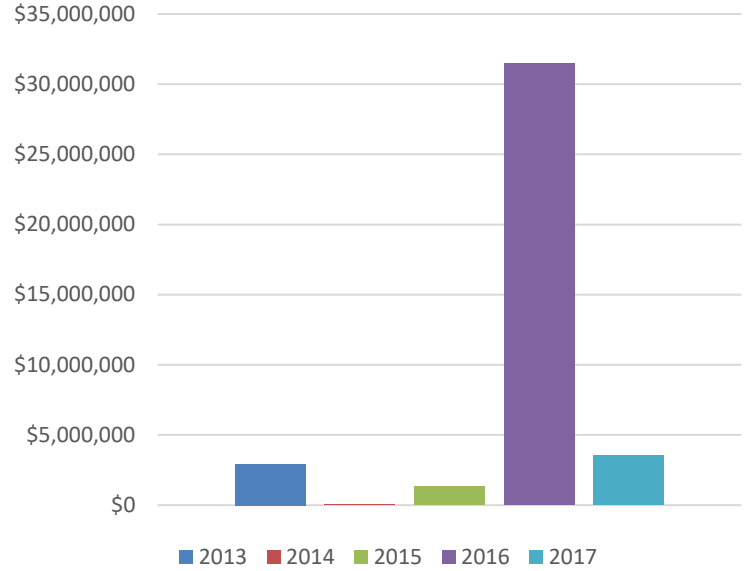
BUILDING INSPECTIONS DASHBOARD

COMMERCIAL 5 YEAR HISTORY

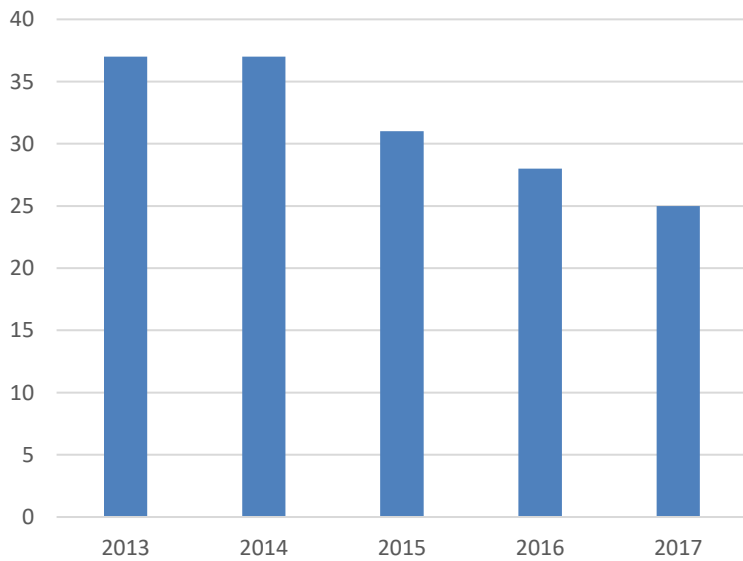
of Commercial/Industrial New Construction Permits*



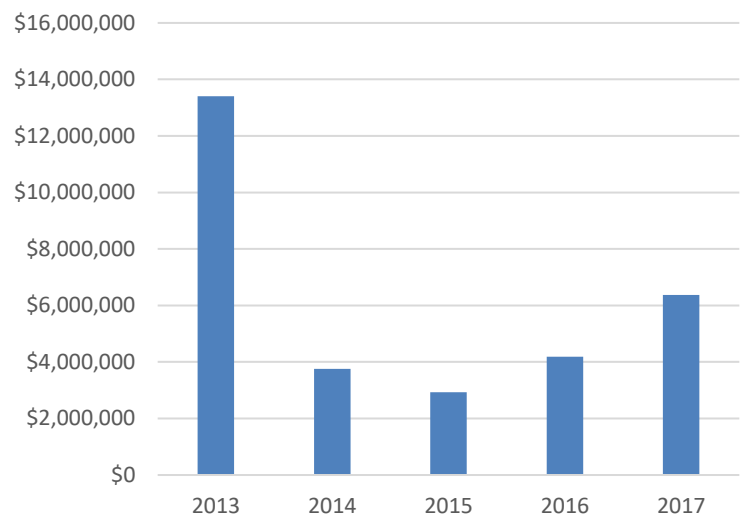
Commercial/Industrial New Construction Value*



of Commercial/Industrial Additions & Alterations Permits



Commercial/Industrial Additions & Alterations Construction Value



*Tax Exempt properties included in New Construction totals above:

2016 - 1 permit Value \$3,751,200

2017 - 3 permits Value \$3,033,800