

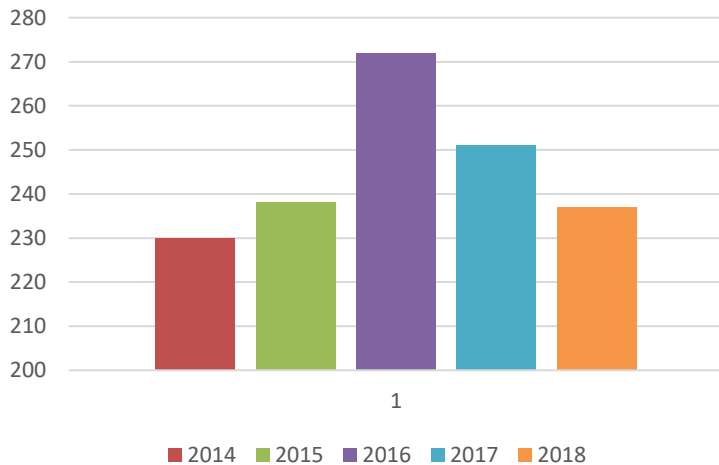
# BUILDING INSPECTIONS DASHBOARD

FEBRUARY 2019

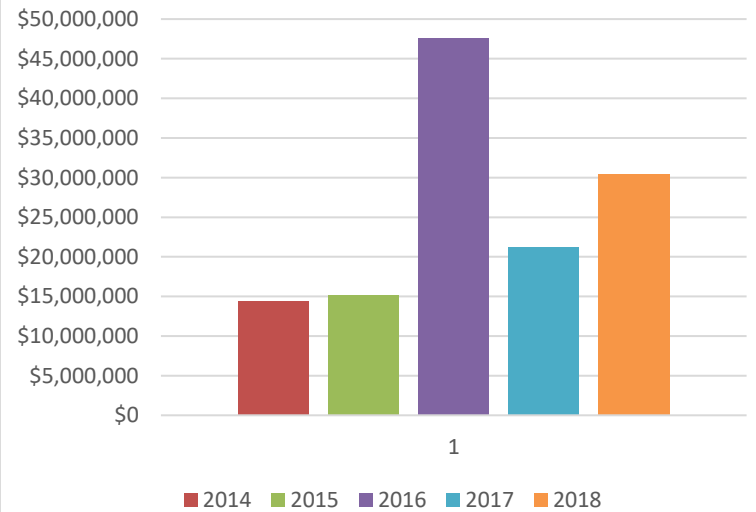
BUILDING PERMITS	2019 YTD		2018	
Permit Type	# of Permits	Value	# of Permits	Value
<b>RESIDENTIAL</b>				
SINGLE FAMILY	2	\$393,650	50	\$9,629,000
DUPLEX			0	\$0
MULTI-FAMILY			1	\$795,000
ACCESSORY BLDGS			8	\$45,960
ADDITIONS/ALT'S	11	\$138,000	102	\$1,228,788
HEATING/VENT/A-C			5	\$19,267
ELECTRIC			17	\$34,789
PLUMBING			8	\$8,185
MISC	1	\$30,000	11	\$39,500
<b>COMMERCIAL</b>				
NEW CONSTRUCTION			7	\$11,924,551
ADDITIONS/ALTERATIONS	4	\$10,131,200	16	\$6,408,864
MISC (ELEC, PLBG, HTG)			12	\$237,555
<b>TOTAL:</b>	<b>18</b>	<b>\$10,692,850</b>	<b>237</b>	<b>\$30,371,459</b>
BUILDING PERMIT FEE REVENUE	18	\$43,338	237	\$177,554

<b>RESIDENTIAL VACANT LOTS</b>	
DATE	# OF VACANT LOTS
FEBRUARY 2019	184

Total # of Permits Issued



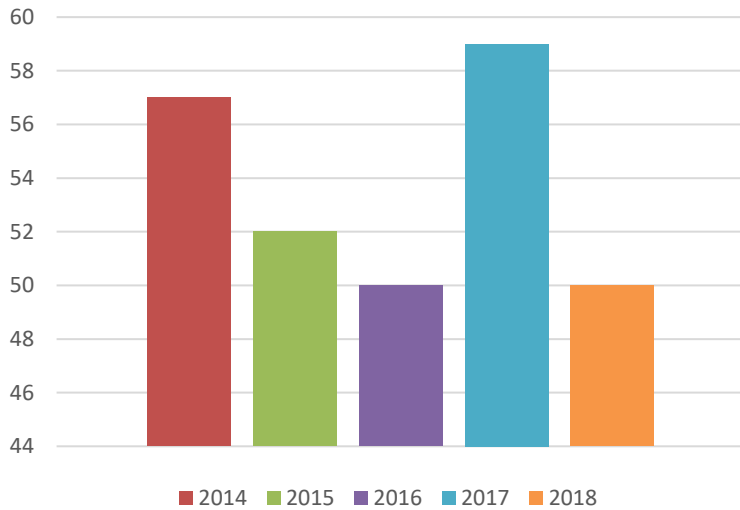
Total Construction Value



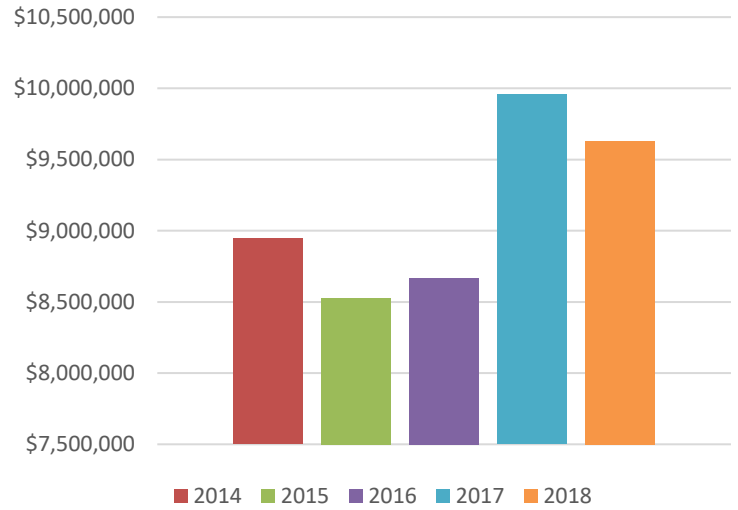
# BUILDING INSPECTIONS DASHBOARD

## RESIDENTIAL 5 YEAR HISTORY

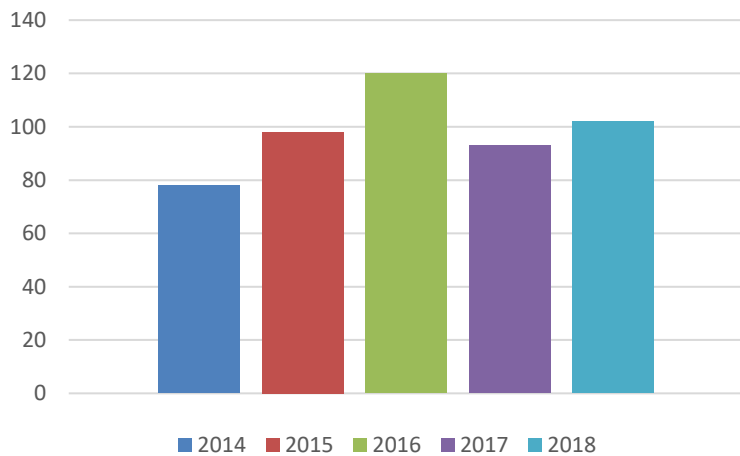
### # of Single Family New Construction Permits Issued



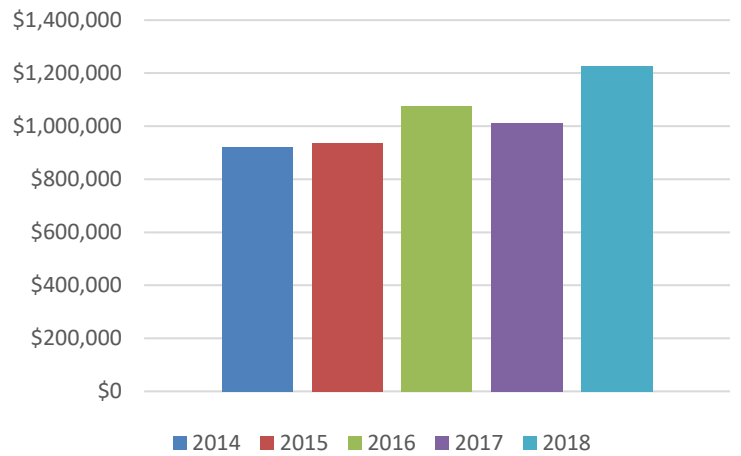
### Single Family New Construction Value



### # of Residential Additions/Alterations Permits Issued



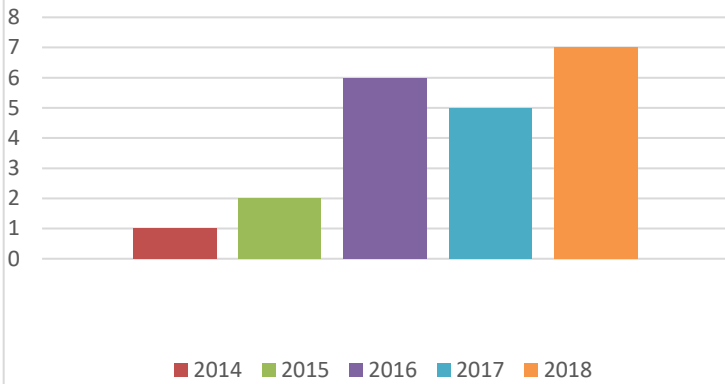
### Residential Additions/Alterations Construction Value



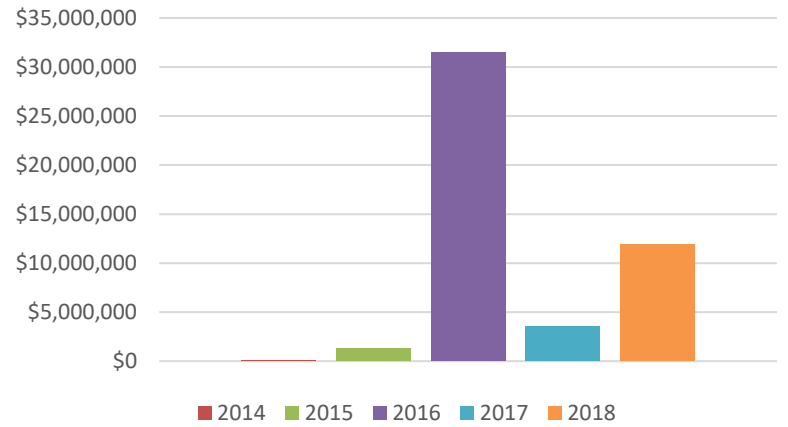
# BUILDING INSPECTIONS DASHBOARD

## COMMERCIAL 5 YEAR HISTORY

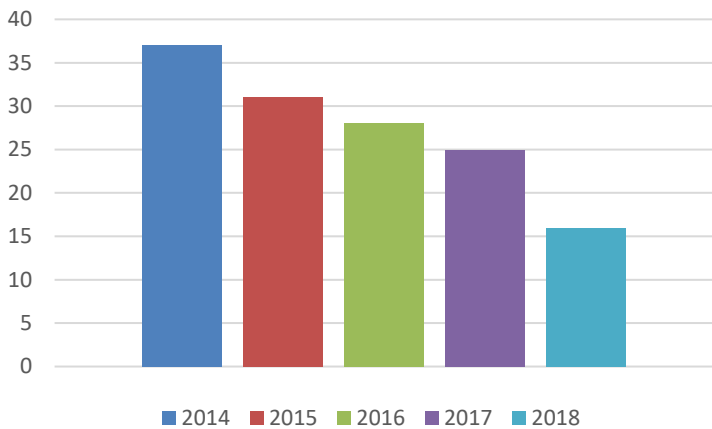
### # of Commercial/Industrial Permits Issued



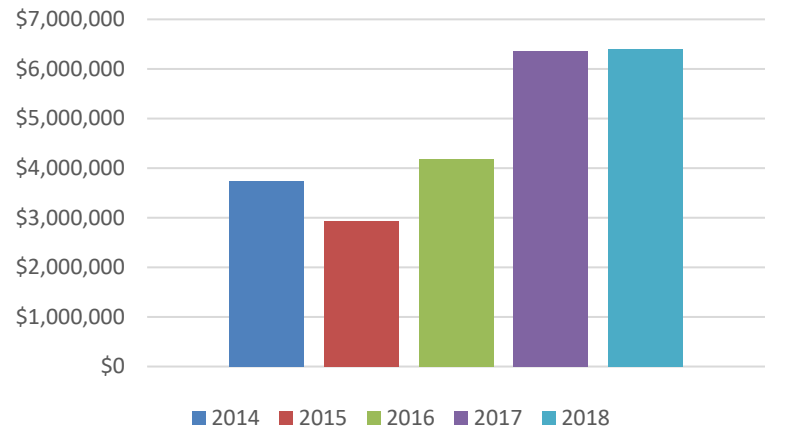
### Commercial/Industrial Construction Value\*



### # of Commercial/Industrial Additions/Alterations Permits



### Commercial/Industrial Additions/Alterations Construction Costs



\*Tax Exempt properties included in New Construction totals above:

2016 - 1 permit Value \$3,751,200

2017 - 3 permits Value \$3,033,800

2018 - 1 permit Value \$1,639,000