

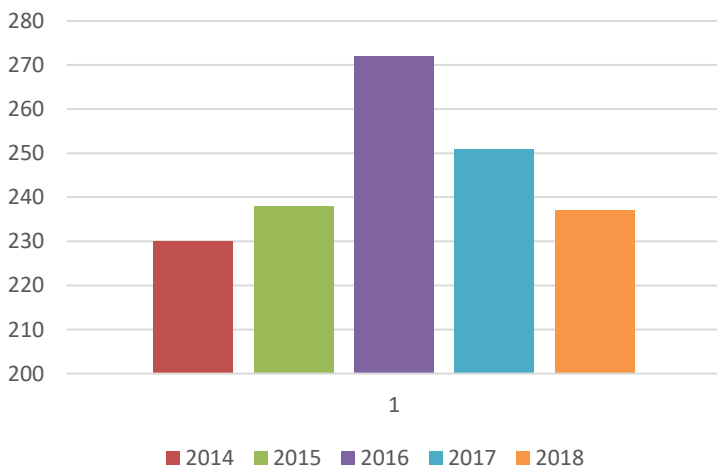
BUILDING INSPECTIONS DASHBOARD

OCTOBER 2019

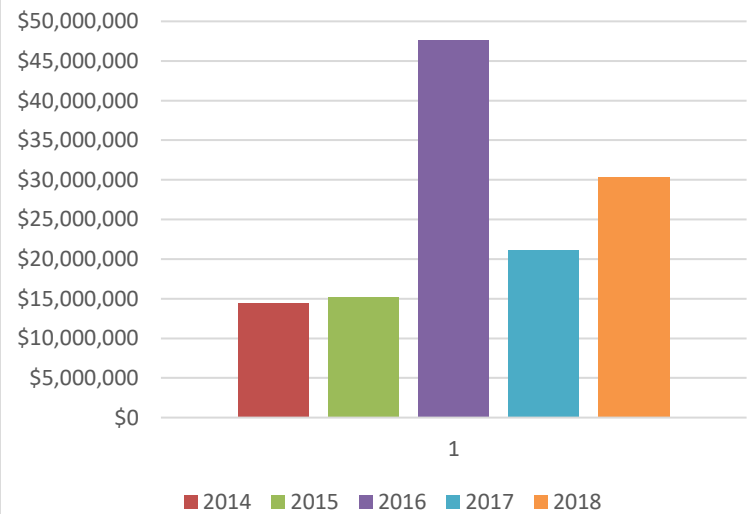
BUILDING PERMITS	2019 YTD		2018	
	Permit Type	# of Permits	Value	# of Permits
RESIDENTIAL				
SINGLE FAMILY	70	13,448,515	50	\$9,629,000
DUPLEX			0	\$0
MULTI-FAMILY	9	\$14,400,000	1	\$795,000
ACCESSORY BLDGS	3	\$13,200	8	\$45,960
ADDITIONS/ALT'S	109	\$904,570	102	\$1,228,788
HEATING/VENT/A-C	1	\$4,611	5	\$19,267
ELECTRIC	24	\$129,838	17	\$34,789
PLUMBING	5	\$6,000	8	\$8,185
MISC	17	\$630,610	11	\$39,500
COMMERCIAL				
NEW CONSTRUCTION	2	\$570,000	7	\$11,924,551
ADDITIONS/ALTERATIONS	30	\$27,742,161	16	\$6,408,864
MISC (ELEC, PLBG, HTG)	4	\$113,000	12	\$237,555
TOTAL:	274	\$52,357,223	237	\$30,371,459
BUILDING PERMIT FEE REVENUE	274	\$287,846	237	\$177,554

RESIDENTIAL VACANT LOTS	
DATE	# OF VACANT LOTS
OCTOBER 2019 (*35 LOTS ADDED 8/19)	151*

Total # of Permits Issued



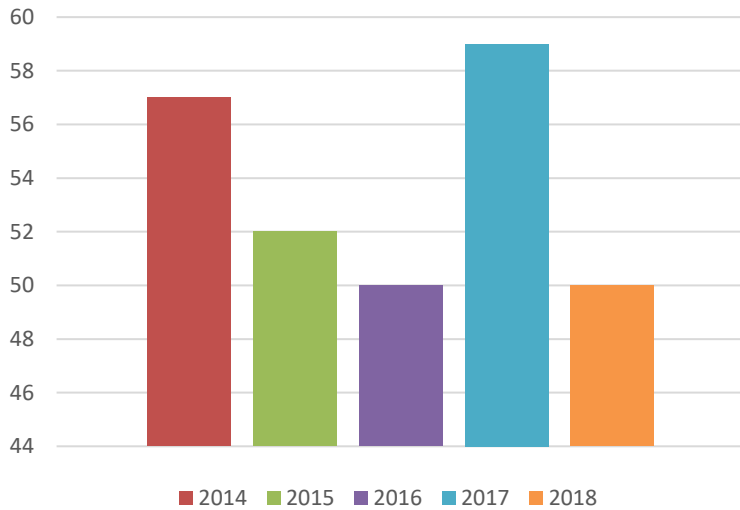
Total Construction Value



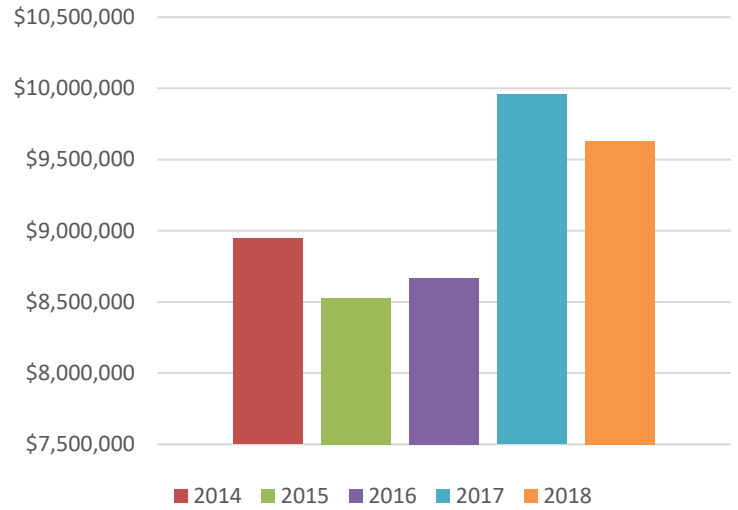
BUILDING INSPECTIONS DASHBOARD

RESIDENTIAL 5 YEAR HISTORY

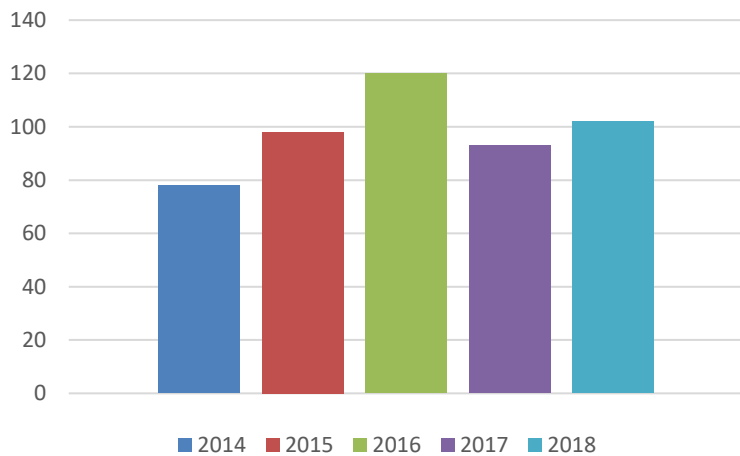
of Single Family New Construction Permits Issued



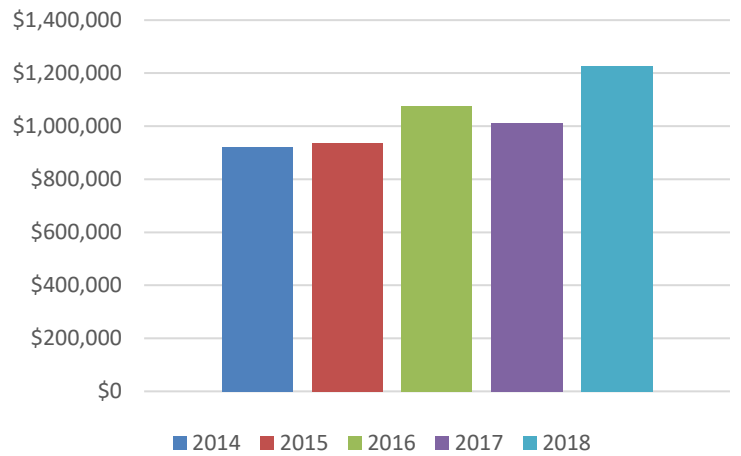
Single Family New Construction Value



of Residential Additions/Alterations Permits Issued



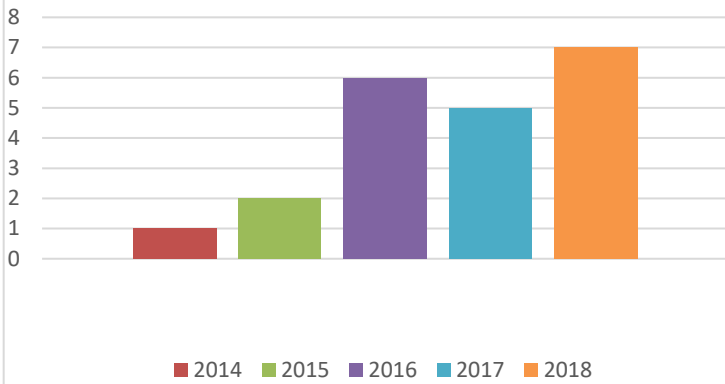
Residential Additions/Alterations Construction Value



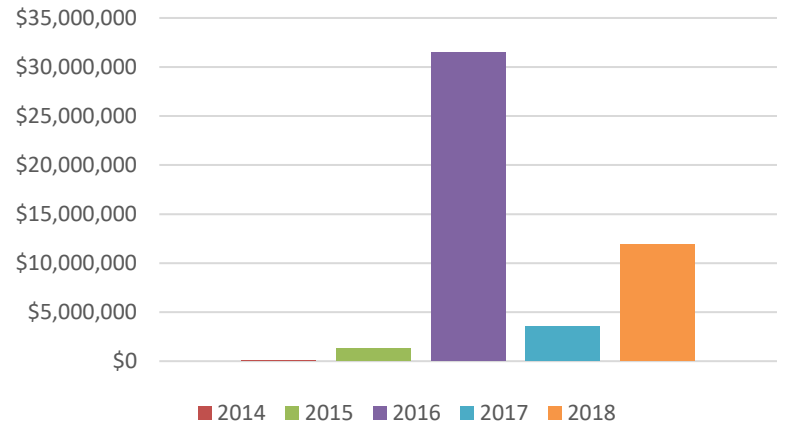
BUILDING INSPECTIONS DASHBOARD

COMMERCIAL 5 YEAR HISTORY

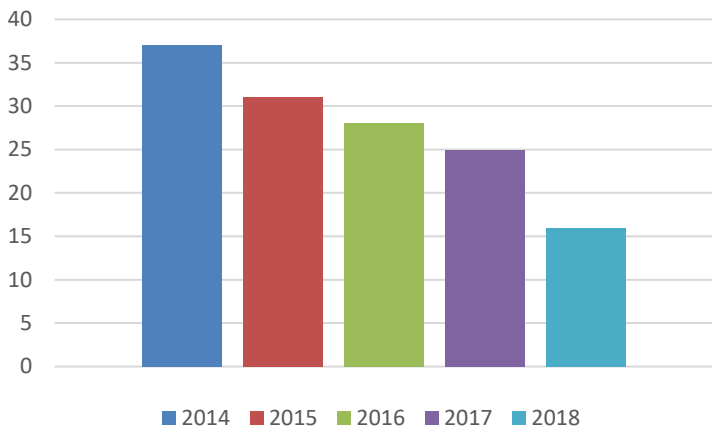
of Commercial/Industrial Permits Issued



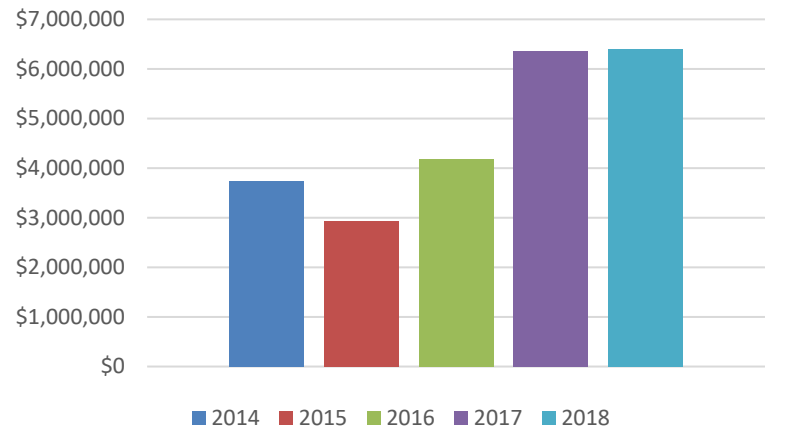
Commercial/Industrial Construction Value*



of Commercial/Industrial Additions/Alterations Permits



Commercial/Industrial Additions/Alterations Construction Costs



*Tax Exempt properties included in New Construction totals above:

2016 - 1 permit Value \$3,751,200

2017 - 3 permits Value \$3,033,800

2018 - 1 permit Value \$1,639,000