

# BUILDING INSPECTIONS DASHBOARD

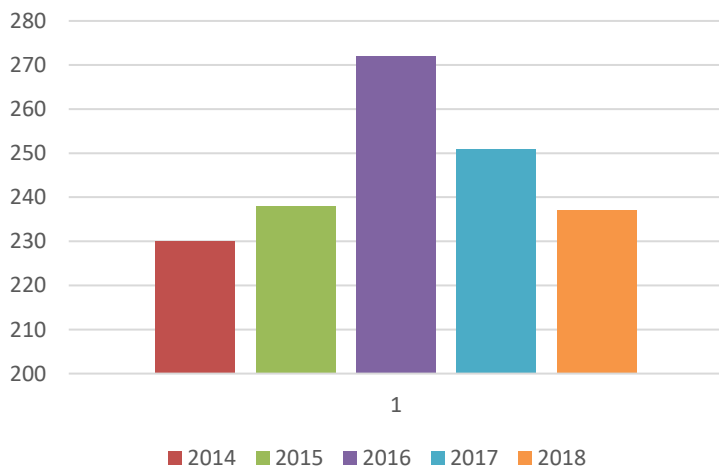
NOVEMBER 2019

BUILDING PERMITS	2019 YTD		2018	
	Permit Type	# of Permits	Value	# of Permits
<b>RESIDENTIAL</b>				
SINGLE FAMILY	73	\$14,143,515	50	\$9,629,000
DUPLEX			0	\$0
MULTI-FAMILY	9	\$14,400,000	1	\$795,000
ACCESSORY BLDGS	5	\$18,200	8	\$45,960
ADDITIONS/ALT'S	118	\$1,003,070	102	\$1,228,788
HEATING/VENT/A-C	2	\$12,611	5	\$19,267
ELECTRIC	24	\$129,838	17	\$34,789
PLUMBING	5	\$6,000	8	\$8,185
MISC	20	\$782,310	11	\$39,500
<b>COMMERCIAL</b>				
NEW CONSTRUCTION	2	\$570,000	7	\$11,924,551
ADDITIONS/ALTERATIONS	32	\$27,901,161	16	\$6,408,864
MISC (ELEC, PLBG, HTG)	4	\$113,000	12	\$237,555
<b>TOTAL:</b>	<b>292</b>	<b>\$59,079,705</b>	<b>237</b>	<b>\$30,371,459</b>
BUILDING PERMIT FEE REVENUE	292	\$297,026	237	\$177,554

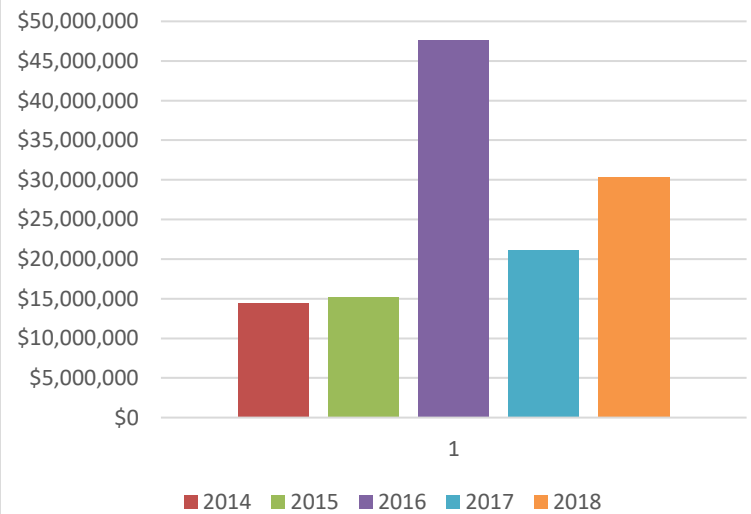
## RESIDENTIAL VACANT LOTS

DATE	# OF VACANT LOTS
NOVEMBER 2019 (*35 LOTS ADDED 8/2019)	148*

Total # of Permits Issued



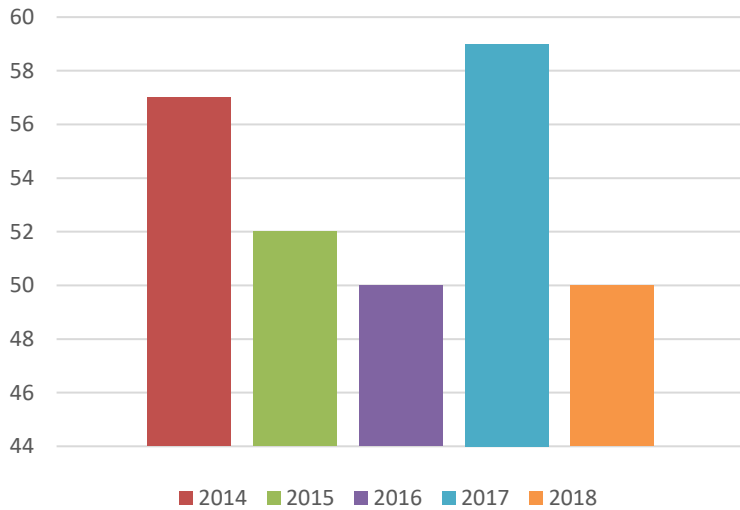
Total Construction Value



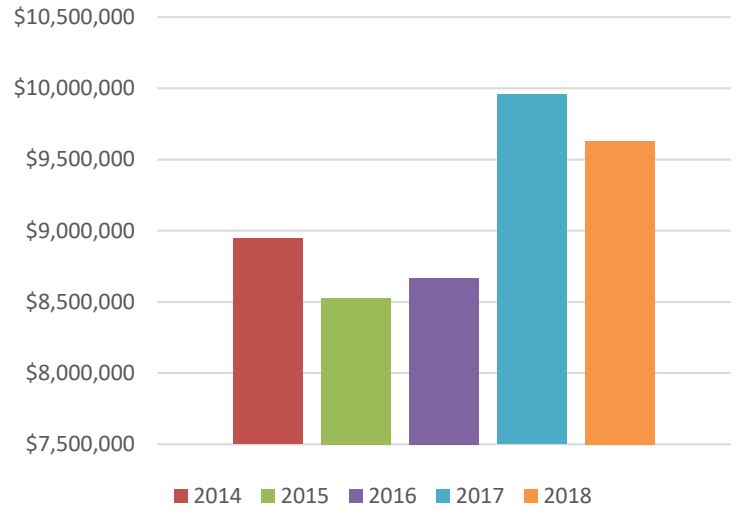
# BUILDING INSPECTIONS DASHBOARD

## RESIDENTIAL 5 YEAR HISTORY

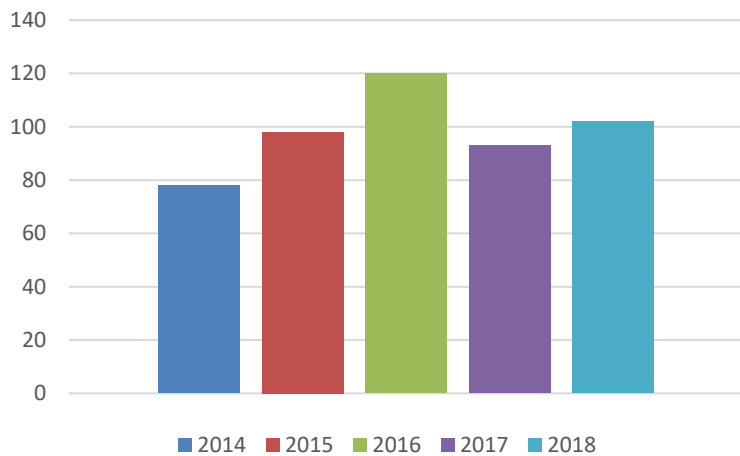
### # of Single Family New Construction Permits Issued



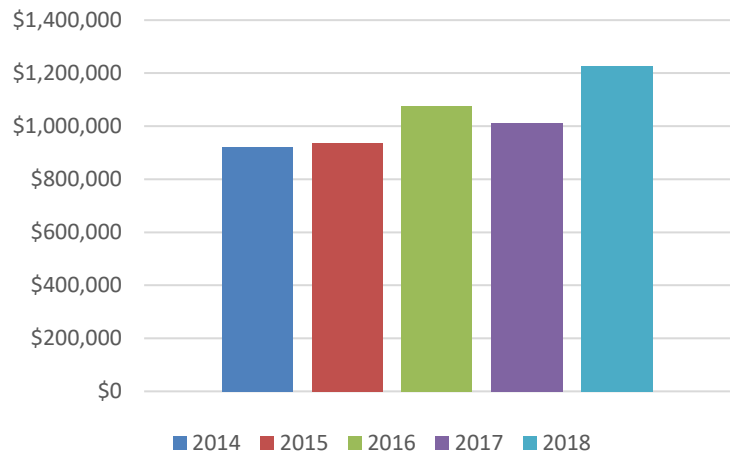
### Single Family New Construction Value



### # of Residential Additions/Alterations Permits Issued



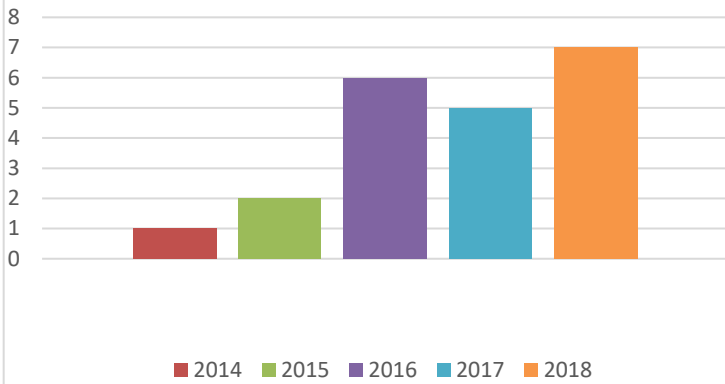
### Residential Additions/Alterations Construction Value



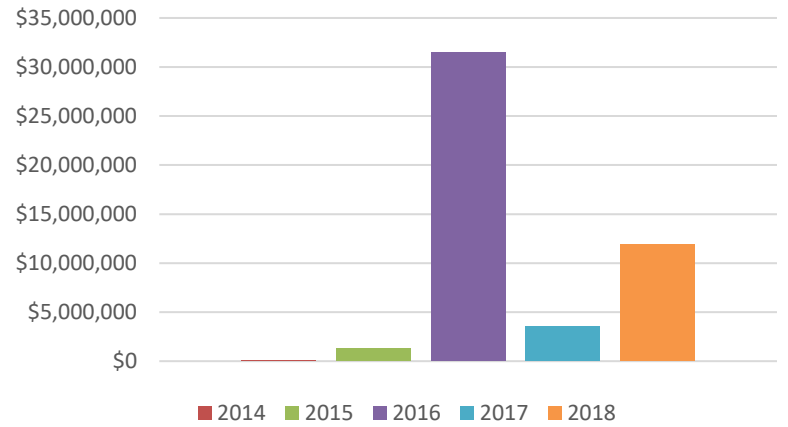
# BUILDING INSPECTIONS DASHBOARD

## COMMERCIAL 5 YEAR HISTORY

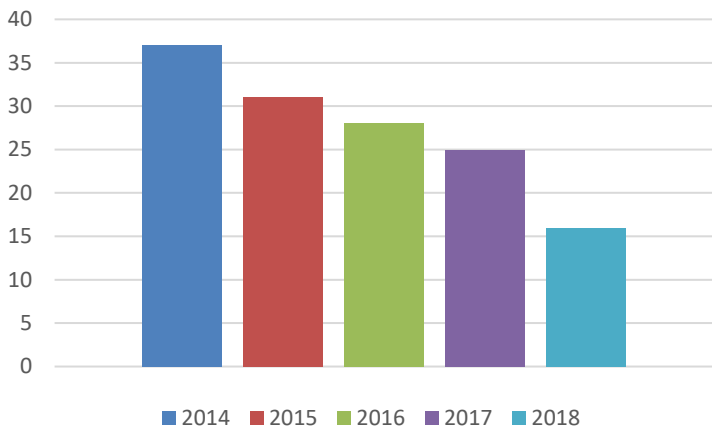
### # of Commercial/Industrial Permits Issued



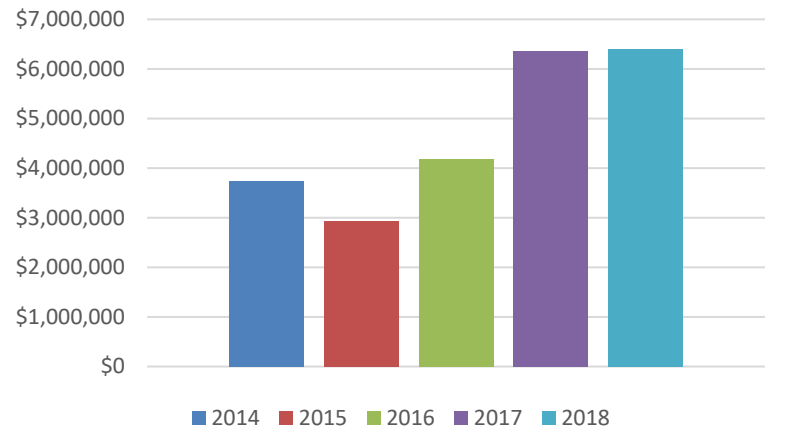
### Commercial/Industrial Construction Value\*



### # of Commercial/Industrial Additions/Alterations Permits



### Commercial/Industrial Additions/Alterations Construction Costs



\*Tax Exempt properties included in New Construction totals above:

2016 - 1 permit Value \$3,751,200

2017 - 3 permits Value \$3,033,800

2018 - 1 permit Value \$1,639,000