

BUILDING INSPECTIONS DASHBOARD

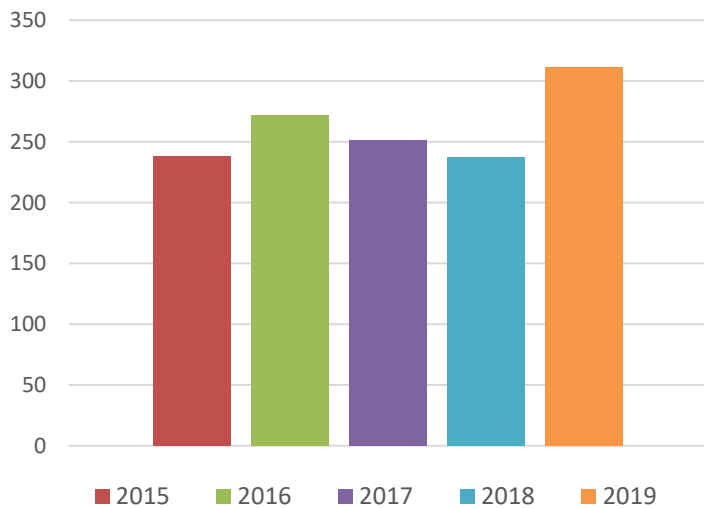
FEBRUARY 2020

BUILDING PERMITS	2020 YTD		2019	
	# of Permits	Value	# of Permits	Value
RESIDENTIAL				
SINGLE FAMILY	7	1,982,160	76	\$14,729,815
DUPLEX			0	\$0
MULTI-FAMILY			9	\$14,400,000
ACCESSORY BLDGS			6	\$18,700
ADDITIONS/ALT'S	8	\$163,000	124	\$1,058,070
HEATING/VENT/A-C			3	\$18,243
ELECTRIC	2	\$16,549	26	\$157,305
PLUMBING			5	\$6,000
MISC	1	\$500	21	\$786,310
COMMERCIAL				
NEW CONSTRUCTION			2	\$570,000
ADDITIONS/ALTERATIONS	3	\$75,000	33	\$27,902,661
MISC (ELEC, PLBG, HTG)			6	\$115,400
TOTAL:	21	\$2,237,209	311	\$59,762,504
BUILDING PERMIT FEE REVENUE	21	\$16,908	311	\$302,772

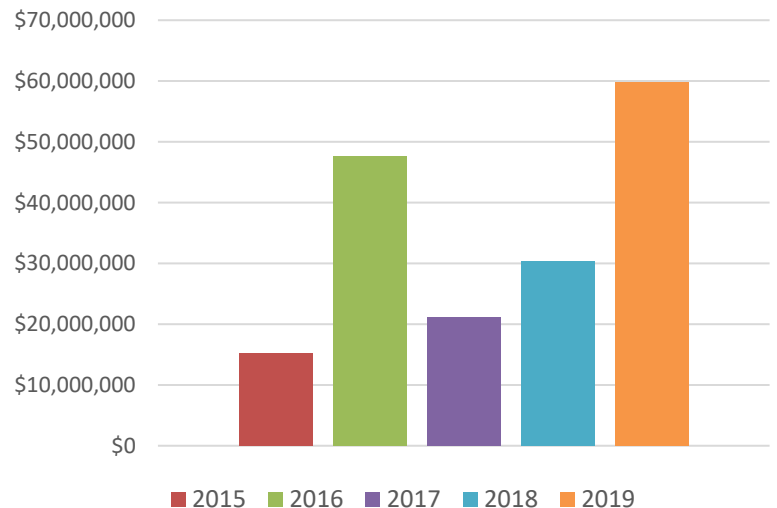
RESIDENTIAL VACANT LOTS

DATE	# OF VACANT LOTS
FEBRUARY 2020	138

Total # of Building Permits Issued



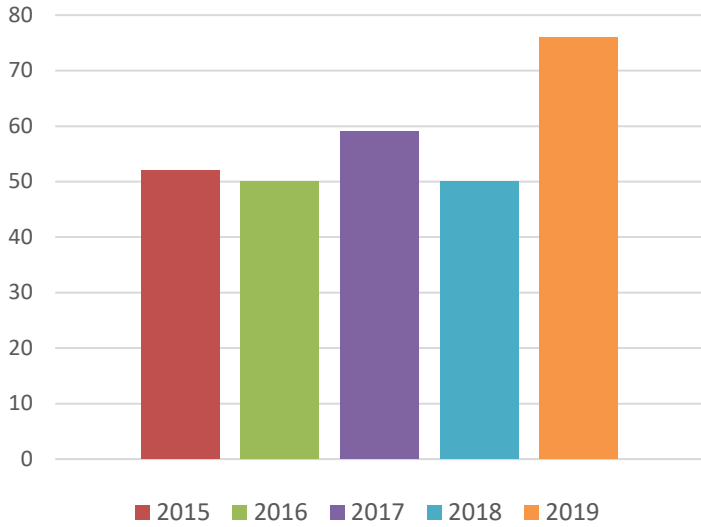
Total Construction Value



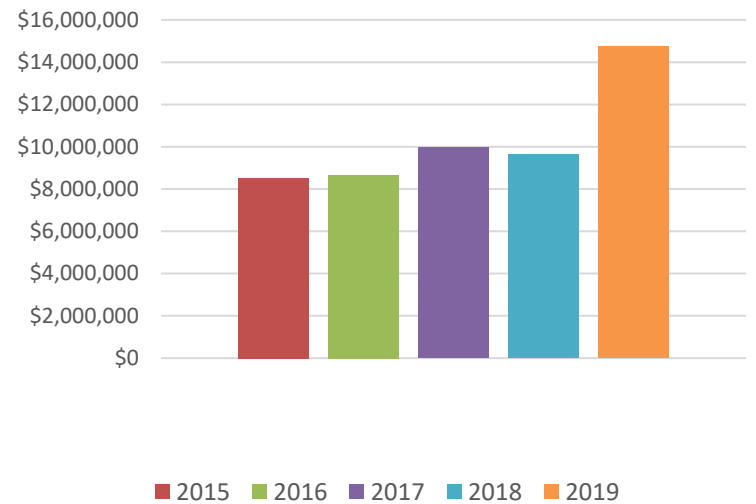
BUILDING INSPECTIONS DASHBOARD

RESIDENTIAL 5 YEAR HISTORY

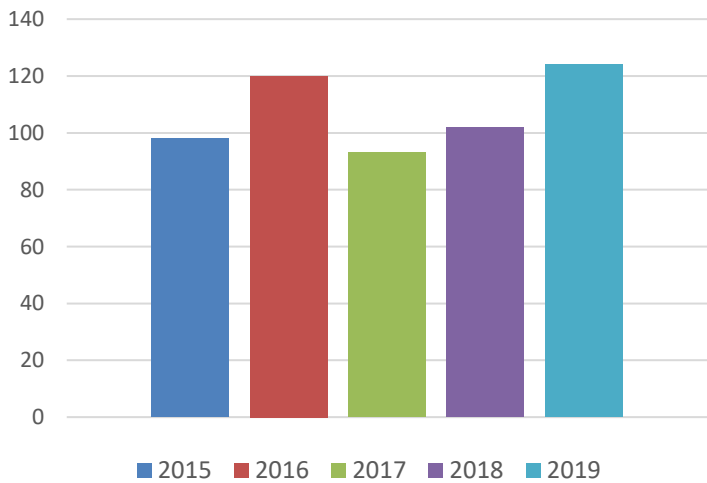
of Single Family New Construction Permits Issued



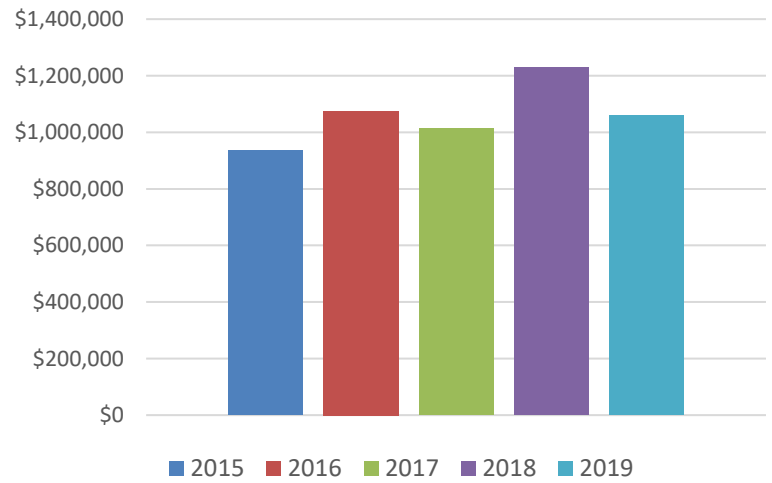
Single Family New Construction Value



of Residential Additions/Alterations Permits Issued



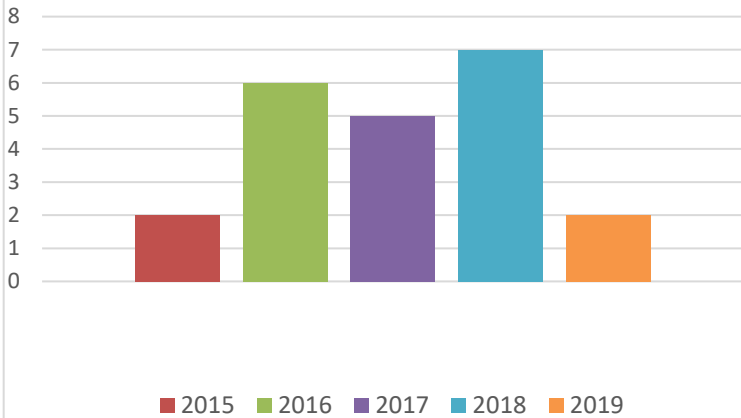
Residential Additions/Alterations Construction Cost



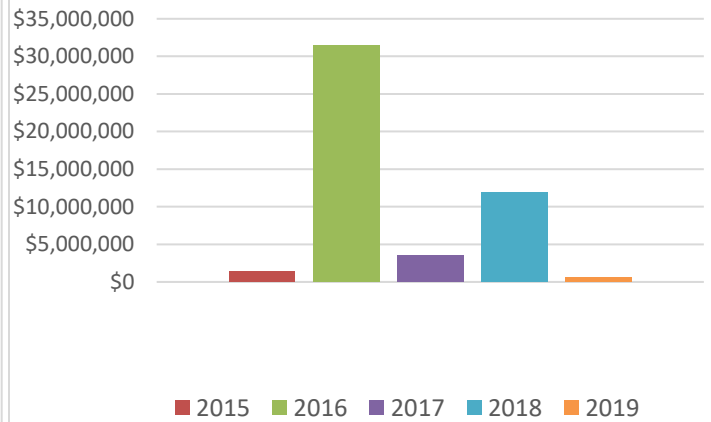
BUILDING INSPECTIONS DASHBOARD

COMMERCIAL 5 YEAR HISTORY

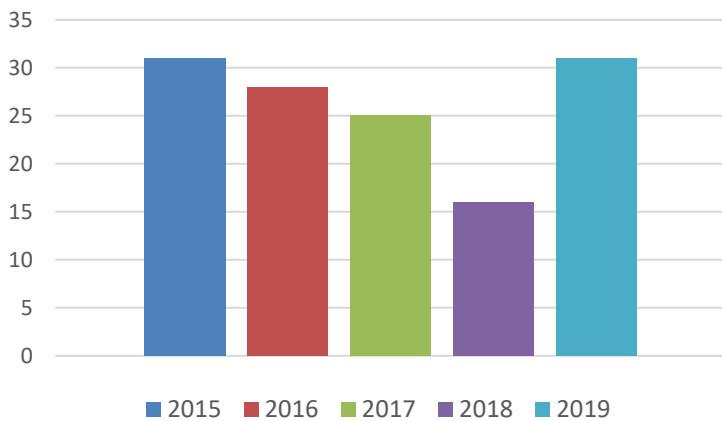
of Commercial/Industrial Permits Issued



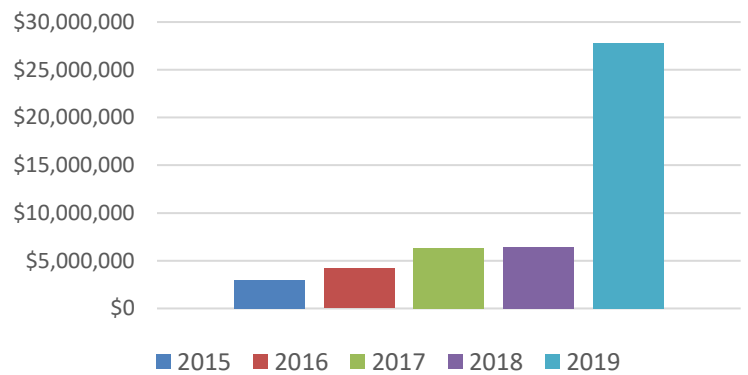
Commercial/Industrial Construction Value*



of Commercial/Industrial Additions/Alterations Permits



Commercial/Industrial Additions/Alterations Construction Costs



*Tax Exempt properties included in New Construction totals above:

2016 - 1 permit Value \$3,751,200

2017 - 3 permits Value \$3,033,800

2018 - 1 permit Value \$1,639,000