

BUILDING INSPECTIONS DASHBOARD

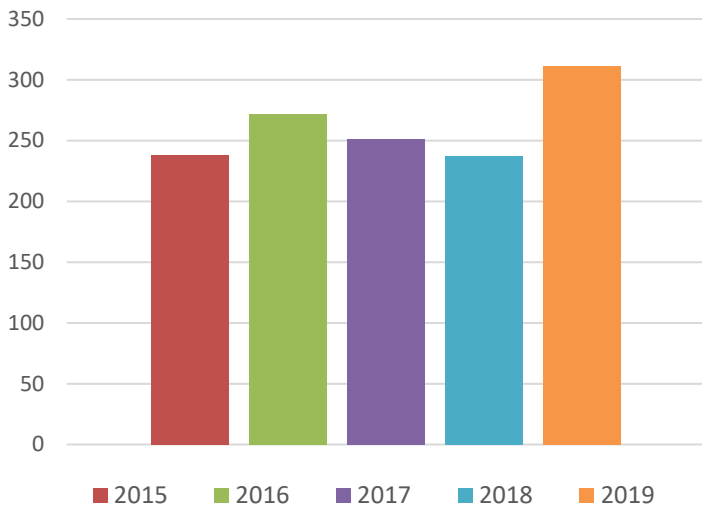
APRIL 2020

BUILDING PERMITS	2020 YTD		2019	
	# of Permits	Value	# of Permits	Value
RESIDENTIAL				
SINGLE FAMILY	25	\$5,449,720	76	\$14,729,815
DUPLEX			0	\$0
MULTI-FAMILY	1	\$6,185,831	9	\$14,400,000
ACCESSORY BLDGS			6	\$18,700
ADDITIONS/ALT'S	28	\$381,770	124	\$1,058,070
HEATING/VENT/A-C			3	\$18,243
ELECTRIC	4	\$17,749	26	\$157,305
PLUMBING	1	\$3,000	5	\$6,000
MISC	2	\$1700	21	\$786,310
COMMERCIAL				
NEW CONSTRUCTION			2	\$570,000
ADDITIONS/ALTERATIONS	3	\$75,000	33	\$27,902,661
MISC (ELEC, PLBG, HTG)	2	\$39,400	6	\$115,400
TOTAL:	66	\$12,154,170	311	\$59,762,504
BUILDING PERMIT FEE REVENUE	66	\$62,092	311	\$302,772

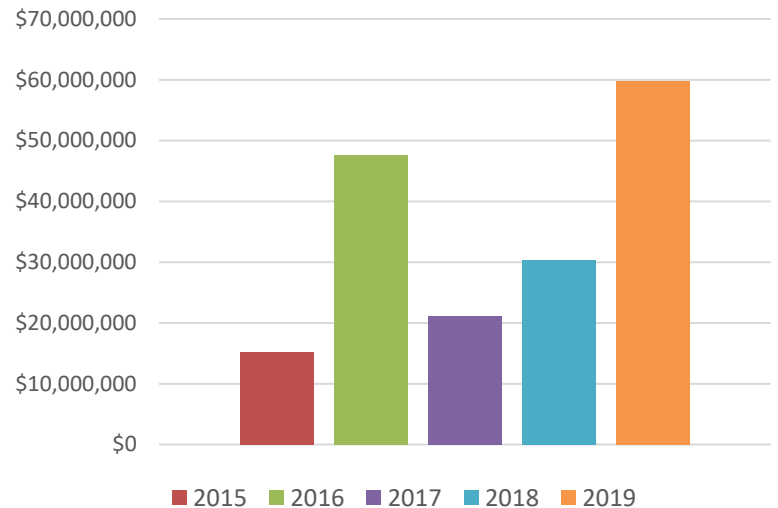
RESIDENTIAL VACANT LOTS

DATE	# OF VACANT LOTS
APRIL 2020	120

Total # of Building Permits Issued



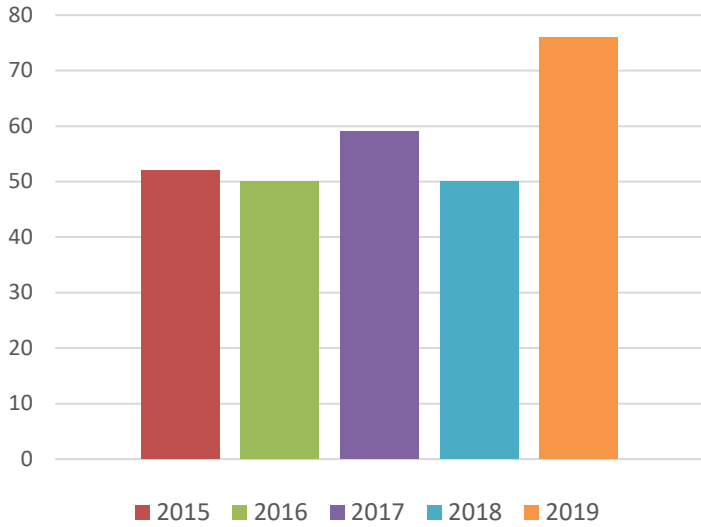
Total Construction Value



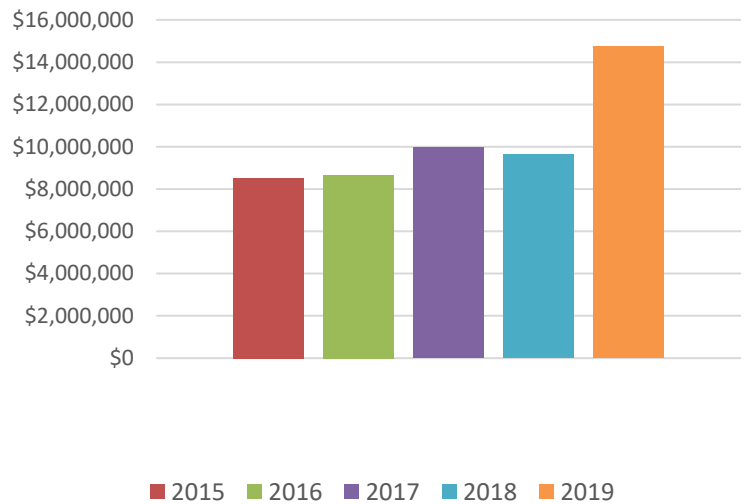
BUILDING INSPECTIONS DASHBOARD

RESIDENTIAL 5 YEAR HISTORY

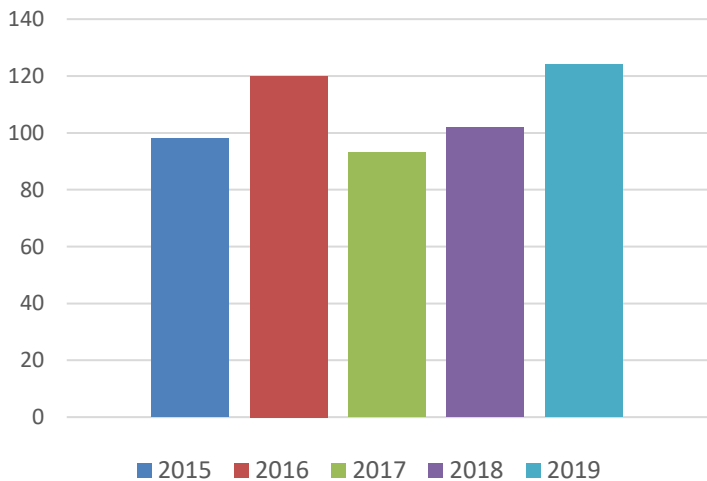
of Single Family New Construction Permits Issued



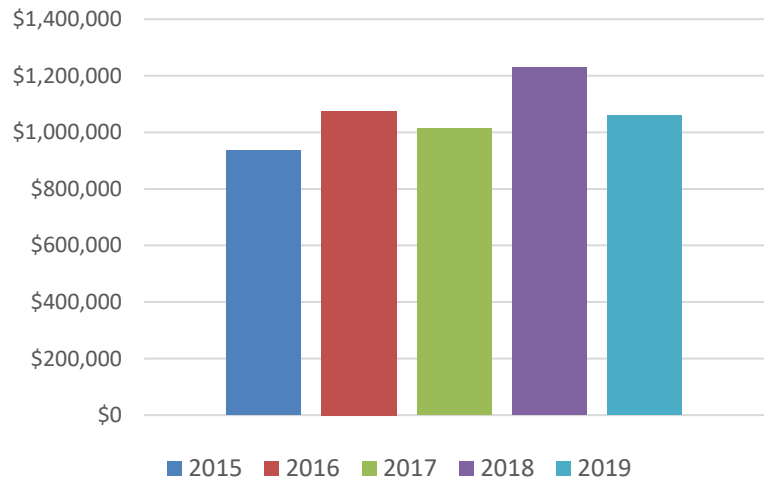
Single Family New Construction Value



of Residential Additions/Alterations Permits Issued



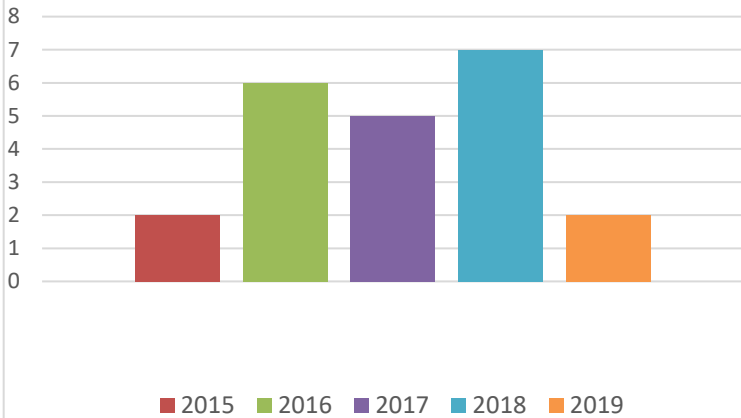
Residential Additions/Alterations Construction Cost



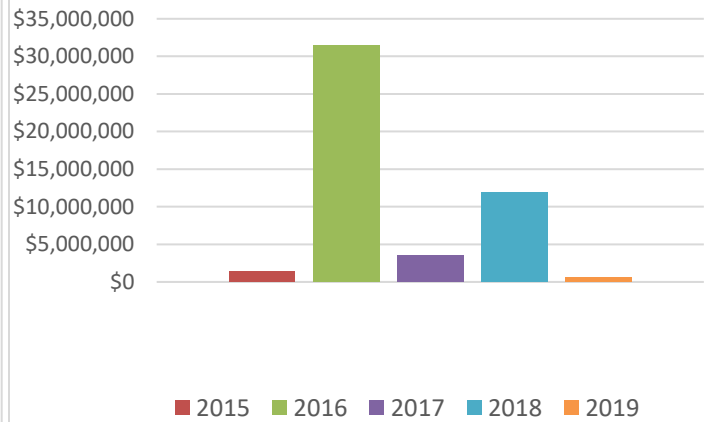
BUILDING INSPECTIONS DASHBOARD

COMMERCIAL 5 YEAR HISTORY

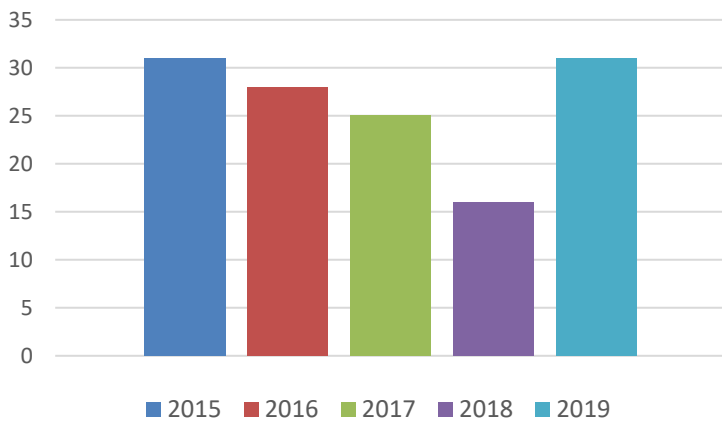
of Commercial/Industrial Permits Issued



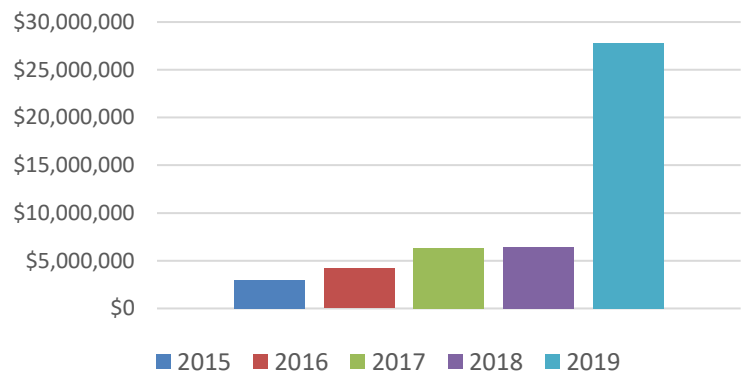
Commercial/Industrial Construction Value*



of Commercial/Industrial Additions/Alterations Permits



Commercial/Industrial Additions/Alterations Construction Costs



*Tax Exempt properties included in New Construction totals above:

2016 - 1 permit Value \$3,751,200

2017 - 3 permits Value \$3,033,800

2018 - 1 permit Value \$1,639,000